

## CONTENTS

### Application Guides

Road Hydraulic Brake & Clutch Line Kits.....	14
Road Bike Cables.....	34
Classic Road Bike Control Lines.....	40
Off Road, Trial, MX, Grasstrack, Speedway....	52
Quad Bike Control Lines & Upgrades.....	110

### Hydraulic Hose Components & Lines

'Powerhose Plus' Hoses & Components.....	116
'Powerhose' DIY Hoses & Components.....	128

### Cable Kits and Components

Cable Kits - Standard & Braided.....	138
Cable Components.....	146

### Handlebar Components

Performance Twistgrips.....	160
Rubber Grips and Control Levers.....	162
Hydraulic Controls and Switch Units.....	163



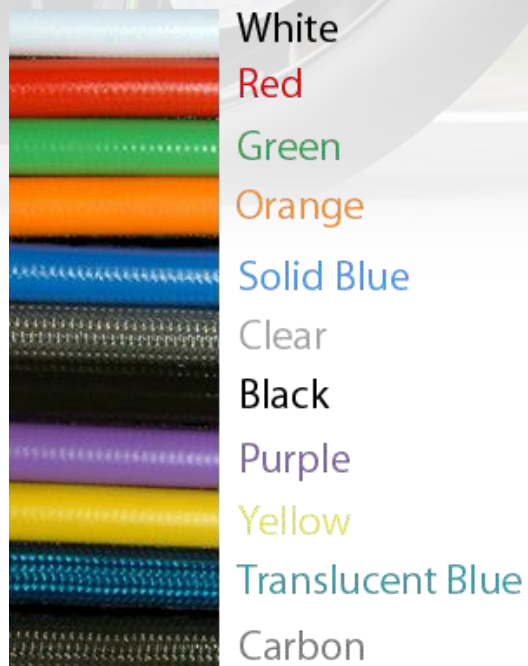
Check out our resources section online at

[www.venhill.co.uk](http://www.venhill.co.uk)

for more information about the products we can offer

## Road Brake and Clutch Line Kits

- ▶ Factory made and tested
- ▶ TUV and DOT approved
- ▶ Swivel ends for perfect alignment
- ▶ Chrome, Stainless or Black fittings
- ▶ Stainless steel braided hose
- ▶ Teflon inner tubing
- ▶ Uncovered or PVC covered in:



Single numbers in the column FRONT identify number of lines in the kit | FRONT is OEM layout | RACE is 2 lines from Master Cylinder

MANUFACTURER	cc	MODEL	YEAR	FRONT	RACE	REAR	CLUTCH
APRILIA	50	RS 50	1999-05	1		APR-2004R	
APRILIA	50	RS 50 / EXTREMA	1993-03	APR-0001F 1		APR-0001R	
APRILIA	125	PEGASO 125	1995	APR-1001F 1		APR-1001R	
APRILIA	125	RS 125	1999-03	APR-1003F 1			
APRILIA	125	RS 125 R	1995-on	APR-1002F 1		APR-1002R	
APRILIA	250	RS 250	1994-00		APR-2002F		
APRILIA	250	RS 250	1995-on	APR-2001F 3		APR-2001R	
APRILIA	250	RS 250	1998-00	APR-2003F 3		APR-2002R	
APRILIA	650	MOTO 6.5	1995	APR-6001F 1			
APRILIA	650	PEGASO 650	1993-96	APR-6002F 1			
APRILIA	650	PEGASO 650	1997-03	APR-6003F 1			
APRILIA	1000	RSV "TUONO / FIGHTER"	2003-07	APR-10003F 3	APR-10006F	APR-10003R	APR-10003C
APRILIA	1000	RSV 1000	2004	APR-10002F 3		APR-10002R	APR-10002C
APRILIA	1000	RSV 1000 MILLE	1998-00		APR-10004F		APR-10004C
APRILIA	1000	RSV 1000 MILLE	2000-04		APR-10001F	APR-10001R	
APRILIA	1000	SL 1000 FALCO	1999-03	APR-10005F 2		APR-10005R	APR-10005C
BMW	450	R 45	1979	BMW-4001F 3			
BMW	650	F 650	1994-00	BMW-6007F 1			
BMW	650	R 65	1979	BMW-6001F 3			
BMW	650	R 65	1980	BMW-6002F 3			
BMW	650	R 65	1981	BMW-6004F 3			
BMW	650	R 65	1986	BMW-6005F 1			
BMW	650	R 65 (Replaces Steel Bundy)	1980	BMW-6003F 3			
BMW	650	R 65 LS	1981-85	BMW-6006F 3			
BMW	750	K 75 (Non ABS)	1986-on	BMW-7002F 3		BMW-7002R	
BMW	750	K 75 C	1986-on	BMW-7001F 3		BMW-7001R	
BMW	750	K 75 RT	1991-96	BMW-7006F 1			
BMW	750	K 75 RT (ABS Mod to Cal)	1985-on	1		BMW-7006R	
BMW	750	K 75 S	1986-on	BMW-7003F 3		BMW-7003R	
BMW	750	K 75 S (ABS)	1986-on	BMW-7004F 2		BMW-7004R	
BMW	750	R 75/6 (Single Disc)	-1981	BMW-7005F 1			
BMW	800	F 800 GS	2013-16	BMW-8008F 1			B03-3-112
BMW	800	R 80 GS	1986	BMW-8001F 1			
BMW	800	R 80 GS	1988-94	BMW-8002F 1			
BMW	800	R 80 R	1994	BMW-8006F 1			
BMW	800	R 80 RT	1981-85	BMW-8003F 3		BMW-8003R	
BMW	800	R 80/78 CS (Single Disc)	-1981	BMW-8005F 1			
BMW	800	R 80/78 CS (Twin Disc)	1980	BMW-8004F 2			
BMW	850	R 850R	1995-00		BMW-8007F		
BMW	900	R 90/6	1979	BMW-9002F 1			
BMW	900	R 90S		BMW-9001F 2			
BMW	1000	K 100	1986-on	BMW-10001F 3		BMW-10001R	
BMW	1000	K 100 LT (ABS)		BMW-10002F 2		BMW-10002R	
BMW	1000	K 100 RS (Non ABS)	1985-on	BMW-10003F 3		BMW-10003R	
BMW	1000	K 100 RT	1986-on	BMW-10004F 1		BMW-10004R	
BMW	1000	K1 MODELS	1989-93	BMW-10012F 4		BMW-10012R	

Single numbers in the column FRONT identify number of lines in the kit | FRONT is OEM layout | RACE is 2 lines from Master Cylinder

MANUFACTURER	cc	MODEL	YEAR	FRONT	RACE	REAR	CLUTCH
BMW	1000	R 100 GS	1991-on	BMW-10005F 1			
BMW	1000	R 100 RS	1981-85	BMW-10006F 3		BMW-10006R	
BMW	1000	R 100 RS (ATE Calipers)	1976-80	BMW-10009F 2		BMW-10009R	
BMW	1000	R 100/7CS (Single Disc)	1981-84	BMW-10010F 2			
BMW	1000	R 100/7CS (Twin Disc)	1981-84	BMW-10011F 3			
BMW	1000	R 100R	1994	BMW-10008F 1			
BMW	1000	S 1000RR (ABS)	2008-11	BMW-10013F 3			
BMW	1100	K 100LT (ABS)		BMW-11001F 4		BMW-11001R	
BMW	1100	R 1100 GS (ABS)	1994-06	BMW-11007F 3		BMW-11007R	
BMW	1100	R 1100 GS (Non ABS)	1994-06	BMW-11002F 3		BMW-11002R	
BMW	1100	R 1100 RS (ABS)	1993-00	BMW-11005F 4		BMW-11005R	
BMW	1100	R 1100 S ABS (Integrated)	2003-05	B03-1-118/P 4		B03-2-105/P	
BMW	1100	R 1100S (Non ABS)	1998-02		BMW-11003F		
BMW	1150	R 1150 GS (ABS - Non Servo)	2002-03	BMW-11006F 4		BMW-11006R	
BMW	1150	R 1150GS (ABS)	1998-03			BMW-11003R	
BMW	1150	R 1150GS (Non ABS)	1999-02		BMW-11004F		
BMW	1150	R 1150RS (ABS - Servo)	2000-04	B03-1-108/P 4		BMW-11008R	
BMW	1200	K 1200 LT ABS (Integrated)	1999-03	B03-1-117/P 4		B03-2-104/P	
BMW	1200	K 1200 LT ABS (Integrated)	2004-09	B03-1-109/P 4		B03-2-101/P	
BMW	1200	K 1200 LT ABS (Non Integrated)	1999-03	B03-1-116/P 4		B03-2-103/P	
CAGIVA	125	BLUES 125	1991-93	CAG-1001F 1		CAG-1001R	
CAGIVA	125	MITO 125 EVOLUTION	1991-92	CAG-1002F 1		CAG-1002R	
CAGIVA	750	ELEFANT 750	1987-88	CAG-7001F 1		CAG-7001R	
CAGIVA	900	ELEFANT 900 IE	1991-92	CAG-7002F 1		CAG-7002R	
DUCATI	400	M 400 MONSTER	1994-01	DUC-4001F 1			
DUCATI	500	SL 500 PANTAH HI-BAR		DUC-5001F 3		DUC-5001R	
DUCATI	600	600 SS	1994-98	DUC-6001F 1		DUC-6001R	DUC-6003C
DUCATI	600	600 SS	1998-on	DUC-6003F 1		DUC-6003R	
DUCATI	600	M 600 MONSTER	1994-96	DUC-6002F 1		DUC-6002R	DUC-6002C
DUCATI	600	M 600 MONSTER	2001		DUC-6006F		
DUCATI	600	PANTAH					D02-3-102
DUCATI	600	PANTAH TL		D02-1-103/P			D02-3-104
DUCATI	695	MONSTER 696	2008	DUC-6004F 3	DUC-6005F	DUC-6004R	
DUCATI	748	748 BIPOSTA / STRADA	1995-98		DUC-7010F		
DUCATI	748	748 BIPOSTA / STRADA / SPS	1995-02				DUC-7010C
DUCATI	748	748 BIPOSTA / STRADA / SPS	1999-03		DUC-7011F		
DUCATI	748	748 R	1999-02		DUC-7012F	DUC-7012R	
DUCATI	749	749 S	2004	DUC-7009F 2		DUC-7009R	DUC-7009C
DUCATI	750	748	1995-96	DUC-7003F 3		DUC-7003R	
DUCATI	750	748 SPS	1998	DUC-7007F 3		DUC-7007R	
DUCATI	750	750 BIPOSTO	1998	DUC-7005F 3		DUC-7005R	DUC-7005C
DUCATI	750	750 PASO	1986-94		DUC-7014F		
DUCATI	750	750 SS	1991-93	DUC-7013F 1			
DUCATI	750	750 SS	1994-on		DUC-7001F	DUC-7001R	
DUCATI	750	750 SS	1998		DUC-7006F	DUC-7006R	DUC-7006C
DUCATI	750	750 SS	2001-02		DUC-7008F	DUC-7008R	

Single numbers in the column FRONT identify number of lines in the kit | FRONT is OEM layout | RACE is 2 lines from Master Cylinder

MANUFACTURER	cc	MODEL	YEAR	FRONT	RACE	REAR	CLUTCH
DUCATI	750	M 759 MONSTER	1994-98	DUC-7004F 3		DUC-7004R	DUC-7004C
DUCATI	750	PASO 750	1991	DUC-7002F 3		DUC-7002R	
DUCATI	848	848	2008	DUC-8004F 2	DUC-8005F		
DUCATI	851	851 SP3	1991			DUC-8001R	
DUCATI	851	851/888 STRADA SP	1992-93		DUC-8001F		
DUCATI	888	888 SP4	1992			DUC-8002R	
DUCATI	888	888 SP4 / SP5	1992-93				DUC-8001C
DUCATI	888	888 SP5	1993			DUC-8003R	
DUCATI	900	900 SS	1995-97		DUC-9003F	DUC-9003R	
DUCATI	900	900 SS	1998		DUC-9010F	DUC-9010R	DUC-9010C
DUCATI	900	900 SS	2001-02		DUC-9011F	DUC-9011R	
DUCATI	900	900 SS (Calipers to front)	1976-83	DUC-9001F 3		DUC-9001R	
DUCATI	900	900 SS (Calipers to rear)	1984-on	DUC-9002F 3		DUC-9002R	
DUCATI	900	900 SS (Not 'superlight' - SP/SL version)	1993	DUC-9022F 2	DUC-9022R	DUC-9022C	
DUCATI	900	906 PASO	1986-94		DUC-9012F	DUC-9006R	
DUCATI	900	916 SPS / SENNA	1995-98	DUC-9007F 3		DUC-9007R	DUC-9007C
DUCATI	900	M 900 MONSTER	1993-99		DUC-9014F		
DUCATI	900	M 900 MONSTER	1994-98	DUC-9004F 3		DUC-9004R	DUC-9004C
DUCATI	900	M 900 MONSTER	2000-03	DUC-9015F 2			
DUCATI	900	SD 900 DARMAH HI-BAR		DUC-9005F 3		DUC-9005R	
DUCATI	907	907 IE	1991-92		DUC-9013F	DUC-9013R	
DUCATI	916	916 BIPOSTA / STRADA	1994-97		DUC-9016F	DUC-9016R	
DUCATI	916	916 BIPOSTO	1998	DUC-9009F 3		DUC-9009R	DUC-9009C
DUCATI	916	916 BIPOSTO	1998				DUC-9009C
DUCATI	916	ST2 / ST4	1997-03		DUC-9017F		
DUCATI	944	944 ST2	1997-02				DUC-9008C
DUCATI	944	944 ST2	1998	DUC-9008F 3		DUC-9008R	
DUCATI	996	996	1999		DUC-10001F	DUC-10001R	
DUCATI	996	996 BIPOSTA / SPS / R	1998-01				DUC-9019C
DUCATI	996	996 R	2000-01		DUC-9018F		
DUCATI	996	996 ST4	1998-02				DUC-9009C
DUCATI	996	S4 MONSTER 996	2001-02		DUC-10002F	DUC-10002R	
DUCATI	996	ST4 S 996	2001-02		DUC-10003F	DUC-10003R	
DUCATI	998	998	2001-03		DUC-10005F	DUC-10001R	
DUCATI	998	998 S	2001-02				DUC-9020C
DUCATI	999	999	2004	DUC-10004F 2		DUC-10004R	DUC-10004C
DUCATI	999	999 R	2004		DUC-10006F	DUC-10006R	
DUCATI	1098	1098 R&S	2007-08	DUC-10008F 2	DUC-10007F		
DUCATI	1100	HYPERMOTARD 1100 S	2008		DUC-11000F		
HARLEY DAVIDSON	883	HUGGER	1987-95	HAR-8002FS 1			
HARLEY DAVIDSON	883	HUGGER	1996-98	HAR-8003FS 1			
HARLEY DAVIDSON	883	XLH DELUX	1987-91	HAR-8002FS 1			
HARLEY DAVIDSON	883	XLH DELUX	1992-95	HAR-8003FS 1			
HARLEY DAVIDSON	883	XLH SPORTSTER	1986-00	HAR-8001FS			
HARLEY DAVIDSON	1200	SORTSTER SPORT	1999		HAR-12003FS		
HARLEY DAVIDSON	1200	SPORTSTER	1996-00	HAR-12002FS 1			

Single numbers in the column FRONT identify number of lines in the kit | FRONT is OEM layout | RACE is 2 lines from Master Cylinder

MANUFACTURER	cc	MODEL	YEAR	FRONT	RACE	REAR	CLUTCH
HARLEY DAVIDSON	1200	XLH 1200	1988-95	HAR-12001FS 1			
HARLEY DAVIDSON	1340	BAD BOY	1995-98	HAR-13005FS 1			
HARLEY DAVIDSON	1340	FLST / FLSTC	1986-98	HAR-13002FS 1			
HARLEY DAVIDSON	1340	FLSTF/ FXRS	1988-94	HAR-13002FS 1			
HARLEY DAVIDSON	1340	FXR/RS/RDGR/RC	1984-87	HAR-13001FS 1			
HARLEY DAVIDSON	1340	FXMLR	1987-94	HAR-13002FS 1			
HARLEY DAVIDSON	1340	FXR / FXRS	1988-94	HAR-13001FS 1			
HARLEY DAVIDSON	1340	FXR/P Lowerider Sport	1999		HAR-13006FS		
HARLEY DAVIDSON	1340	FXRT	1984	HAR-13001FS 1			
HARLEY DAVIDSON	1340	FXST / FXSTC Softail	1984	HAR-13004FS 1			
HARLEY DAVIDSON	1340	FXSTS Softail	1988-98	HAR-13005FS 1			
HARLEY DAVIDSON	1340	FXWG Wide Glide	1984-86	HAR-13003FS 1			
HARLEY DAVIDSON	1340	NIGHTRAIN	1998	HAR-13005FS 1			
HARLEY DAVIDSON	1450	FXDL DYNA Lowerider C1402	2000		HAR-14001FS		
HONDA	50	CB 50 SPORT	1998	HON-1000F 1		HON-1000R	
HONDA	80	MBX 80	1983-86	HON-1001F 3			
HONDA	125	CA 125 Rebel	1995-99	HON-1002F 1			
HONDA	125	CB 125 RS		HON-1003F 1			
HONDA	125	CB 125 T SUPER DREAM		HON-1004F 1			
HONDA	125	CBF 125	2009-13	HON-1019F 1			
HONDA	125	CBR 125	2007	HON-1015F 1			
HONDA	125	CBR 125 R (Single Disc)	2005	HON-1013F 1		HON-1013R	
HONDA	125	CBR 125 R (Single Disc)	2009	HON-1016F 1		HON-1016R	
HONDA	125	CBR 125 R (Single Disc)	2011-12	HON-1018F 1		HON-1018R	
HONDA	125	MBX 125	1986	HON-1005F 1			
HONDA	125	MTX 125		HON-1014F 1			
HONDA	125	NS 125		HON-1006F 1			
HONDA	125	NSR 125	1995-99	HON-1008F 1		HON-1008R	
HONDA	125	RS 125	1990	HON-1009F 1			
HONDA	125	RS 125 R	1995-97	HON-1010F 1			
HONDA	125	RS 125 W			HON-1011F	HON-1011R	
HONDA	125	XL 125 RT		HON-1012F 1			
HONDA	250	CB 250	1995-97	HON-2001F 1			
HONDA	250	CB 250 N SUPER DREAM		HON-2003F 1			
HONDA	250	CB 250 NA/NB		HON-2007F 1			
HONDA	250	CB 250 RS		HON-2002F 1			
HONDA	250	CB 250 RSA		HON-2008F 1			
HONDA	250	CB 250 T CUSTOM		HON-2004F 1			
HONDA	250	CBR 250 RR	1988-89	HON-2009F 1			
HONDA	250	CBR 250 RR MC22	1990-99		HON-2010F	HON-2010R	
HONDA	250	CBX 250 RSE	1984-86	HON-2011F 1			
HONDA	250	CM 250 T CUSTOM	1982-84	HON-2012F 1			
HONDA	250	NSR 250 MC18/21	1987-93		HON-2013F		
HONDA	250	RS 250 R	1997		HON-2006F	HON-2006R	
HONDA	250	VT 250 F	1986	HON-2005F 1			
HONDA	350	CB 350 S	1986-90	HON-3001F 3	HON-3002F		

Single numbers in the column FRONT identify number of lines in the kit | FRONT is OEM layout | RACE is 2 lines from Master Cylinder

MANUFACTURER	cc	MODEL	YEAR	FRONT	RACE	REAR	CLUTCH
HONDA	400	BROS 400 IMPORT	1998	HON-4009F 1			
HONDA	400	CB 400 G		HON-4001F 3			
HONDA	400	CB 400 N SUPER DREAM		HON-4002F 3	HON-4011F		
HONDA	400	CB 400 SUPER 4 IMPORT	1998		HON-4008F	HON-4008R	
HONDA	400	CB 400 T	1977	HON-4010F 1			
HONDA	400	CBI 400/4 IMPORT	1997-98	HON-4007F 1		HON-4007R	
HONDA	400	CBR 400 RR			HON-4003F	HON-4003R	
HONDA	400	CBR 400 RR NC29	1989-96		HON-4012F	HON-4012R	
HONDA	400	NS 400 R	1985-87		HON-4013F		
HONDA	400	NS 400 R	1986	HON-4004F 3		HON-4004R	
HONDA	400	NT BROS 400	1988-95	HON-4019F 1		HON-4019R	
HONDA	400	RVF 400 (NC45) IMPORT	1997-98		HON-4006F	HON-4006R	
HONDA	400	RVF 400 R NC35	1994-96		HON-4014F	HON-4014R	
HONDA	400	VF 400 F	1983	HON-4015F 1		HON-4015R	
HONDA	400	VFR 400 R NC21			HON-4005F	HON-4005R	HON-4005C
HONDA	400	VFR 400 R NC24	1987-89		HON-4016F	HON-4016R	
HONDA	400	VFR 400 RR NC30	1990-91		HON-4017F	HON-4017R	
HONDA	450	CB 450 DX	1989-92		HON-4018F	HON-4018R	
HONDA	500	CB 500	1994-97			HON-5001R	
HONDA	500	CB 500 BREMBO	1998-00	HON-5014F 1		HON-5014R	
HONDA	500	CB 500 CUP	1994-97	HON-5001F 1		HON-5001R	
HONDA	500	CX 500 A		HON-5002F 3			
HONDA	500	CX 500 B		HON-5013F 3			
HONDA	500	CX 500 C CUSTOM		HON-5006F 3	HON-5017F		
HONDA	500	CX 500 EURO SPORT		HON-5003F 3	HON-5015F	HON-5003R	
HONDA	500	CX 500 TURBO		HON-5004F 3	HON-5016F	HON-5004R	
HONDA	500	CX 500 TURBO ALTERNATIVE		HON-5005F 3		HON-5004R	
HONDA	500	FT 500	1986	HON-5007F		HON-5007R	
HONDA	500	FT 500	1987	HON-5007F 1			
HONDA	500	GL 500 SILVER WING	1987	HON-5008F 3			
HONDA	500	VF 500 F2	1984-85		HON-5018F		
HONDA	500	VF 500 F2	1986	HON-5009F 3	HON-5018F	HON-5009R	
HONDA	500	VT 500E	1986	HON-5010F 1			
HONDA	500	XBR 500	1986	HON-5011F 1			
HONDA	550	CBS 550 SC NIGHTHAWK	1982	HON-5019F 1		HON-5019R	
HONDA	550	CBX 550 F	1982-84		HON-5020F		
HONDA	550	CBX 550 F2	1987	HON-5012F 3		HON-5012R	
HONDA	600	CB 600 F HORNET	1998-00	HON-6014F 3	HON-6018F	HON-6014R	
HONDA	600	CB 600 F HORNET	2009	HON-6044F 3		HON-6044R	
HONDA	600	CB 600 F HORNETUSD Forks	2006	HON-6025F 2	HON-6026F	HON-6025R	
HONDA	600	CB 600 F/S HORNET	2001-03		HON-6017F	HON-6017R	
HONDA	600	CB 600 S / FW	1998-00	HON-6014F 3	HON-6018F	HON-6014R	
HONDA	600	CBR 600 F	1987-90	HON-6001F 3	HON-6040F	HON-6001R	
HONDA	600	CBR 600 F	1988-90		HON-6040F		
HONDA	600	CBR 600 F	1995-98		HON-6002F	HON-6002R	
HONDA	600	CBR 600 F SPORT	1999-04	HON-6041F 1			



Single numbers in the column FRONT identify number of lines in the kit | FRONT is OEM layout | RACE is 2 lines from Master Cylinder

MANUFACTURER	cc	MODEL	YEAR	FRONT	RACE	REAR	CLUTCH
HONDA	600	CBR 600 FM-FR	1991-94			HON-6003F	HON-6003R
HONDA	600	CBR 600 RR	2004	HON-6019F	2		HON-6019R
HONDA	600	CBR 600 RR	2005-06	HON-6021F	2	HON-6020F	HON-6019R
HONDA	600	CBR 600 RR	2007-08	HON-6043F	2	HON-6042F	HON-6042R
HONDA	600	CBR 600 RR	2009-12	HON-6045F	3		HON-6042R
HONDA	600	CBR 600 RR	2013-15				HON-6042R
HONDA	600	CBR 600 RR / F1	2001-03		2	HON-6016F	HON-6016R
HONDA	600	CBR600F FX/F4i	1999-06	HON-6024F	2	HON-6023F	HON-6023R
HONDA	600	NT BROS 600	1988-95	HON-6029F	1		HON-6029R
HONDA	600	NTV 600	1988-91	HON-6027F	1		HON-6027R
HONDA	600	VT 600 CUSTOM	1995-97	HON-6006F	1		
HONDA	600	VT 600 SHADOW	1992-98	HON-6033F	1		
HONDA	600	XL 600 LMF	1985	HON-6031F	1		
HONDA	600	XL 600 TRANSALP	1997-99			HON-6032F	HON-6032R
HONDA	600	XL 600 V TRANSALP	1995	HON-6005F	1		HON-6005R
HONDA	600	XR 600 R	1997	HON-6013F	1		HON-6013R
HONDA	650	CB 650	1979-81			HON-6034F	
HONDA	650	CB 650 NIGHTHAWK		HON-6007F	3	HON-6035F	
HONDA	650	CX 650 E	1986	HON-6009F	3		HON-6009R
HONDA	650	CX 650 E EUROSPORT	1986			HON-6037F	
HONDA	650	CX 650 TURBO		HON-6008F	3	HON-6036F	HON-6008R
HONDA	650	FX 650 'VIGOR'	1999-00	HON-6046F	2		
HONDA	650	NT BROS 650	1988-95	HON-6030F	1		HON-6030R
HONDA	650	NTV 650	1995-97	HON-6011F	1		
HONDA	650	NTV 650	1998-02	HON-6038F	1		HON-6038R
HONDA	650	NTV 650 DEAUVILLE	1998-00	HON-6015F	2	HON-6028F	HON-6015R
HONDA	650	NX 650 DOMINATOR	1995-97	HON-6010F	1		HON-6010R
HONDA	650	SLR 650	1997	HON-6012F	1		HON-6012R
HONDA	650	XL 650 RY TRANSALP	2000-06		2	HON-6039F	HON-6039R
HONDA	700	NC 700 S (ABS)	2012-13	HON-7025F	3		
HONDA	750	AFRICA TWIN	1995-97	HON-7001F	3		HON-7001R
HONDA	750	CB 750	1995-98	HON-7002F	3		HON-7002R
HONDA	750	CB 750 F1 & F2		HON-7017F	3		
HONDA	750	CB 750 FB		HON-7003F	3		HON-7003R
HONDA	750	CB 750 FN	1991-92	HON-7004F	3		HON-7004R
HONDA	750	CB 750 KZ		HON-7005F	3	HON-7019F	HON-7005R
HONDA	750	CBX 750		HON-7006F	3	HON-7020F	HON-7006R
HONDA	750	RVF 750R RC45	1997-98			HON-7018F	HON-7018R
HONDA	750	VF 750 CUSTOM	1995-97	HON-7008F	1		
HONDA	750	VF 750 FD	1983-85	HON-7009F	3		HON-7009R
HONDA	750	VFR 750	1994-97			HON-7010F	HON-7010R
HONDA	750	VFR 750	1994-97			HON-7011F	HON-7011R
HONDA	750	VFR 750 F	1986	HON-7013F	3	HON-7012F	HON-7012R
HONDA	750	VFR 750 FJ	1989	HON-7014F	3		HON-7014R
HONDA	750	VFR 750 FL	1990	HON-7015F	3		HON-7015R
HONDA	750	VFR 750R RC30	1988-90			HON-7007F	HON-7007R

Single numbers in the column FRONT identify number of lines in the kit | FRONT is OEM layout | RACE is 2 lines from Master Cylinder

MANUFACTURER	cc	MODEL	YEAR	FRONT	RACE	REAR	CLUTCH
HONDA	750	VT 750 C2	1998	HON-7016F 1			
HONDA	750	VT 750 SHADOW	1997-98	HON-7021F 1			
HONDA	750	VT 750 SHADOW	2008-15	HON-7024F 1			
HONDA	750	XLV 750	1984-87	HON-7022F 1			
HONDA	750	XRV 750 AFRICA TWIN	1990-03		HON-7023F	HON-7023R	
HONDA	800	VFR 800 F (ABS)	2014-15	HON-8001F 3			
HONDA	900	CB 900 F		HON-9001F 3		HON-9001R	
HONDA	900	CB 900 F HORNET	2002-03		HON-9006F	HON-9006R	
HONDA	900	CB 900 F2		HON-9004F 3		HON-9004R	
HONDA	900	CBR 900 FIREBLADE	1992-99	HON-9002F 3	HON-9003F	HON-9002R	
HONDA	900	CBR 900 FIREBLADE	2001-02		HON-9005F	HON-9005R	
HONDA	1000	CB 1000	1993-96		HON-10019F		
HONDA	1000	CB 1000	1995-97	HON-10001F 3		HON-10001R	
HONDA	1000	CB 1000 PRO-LINK		HON-10002F 3		HON-10002R	
HONDA	1000	CB 1000 R (ABS)	2008-12	HON-10034F 4		HON-10034R	
HONDA	1000	CB 1000 R (ABS)	2013-14			HON-10034R	
HONDA	1000	CB 1000 R (Non ABS)	2008-10	HON-10031F 2	HON-10030F	HON-10030R	
HONDA	1000	CB 1000 R (Non ABS)	2011-15		2 HON-10030F	HON-10030R	
HONDA	1000	CBF 1000 (Non ABS)	2006-07	HON-10016F 2	HON-10017F	HON-10016R	HON-10016C
HONDA	1000	CBF 1000A (Combined ABS)	2006-10	HON-10029F		HON-10029R	
HONDA	1000	CBR 1000 F	1987-88		HON-10020F		
HONDA	1000	CBR 1000 F	1989-92		HON-10021F		
HONDA	1000	CBR 1000 F	1991-92	HON-10003F 3		HON-10003R	HON-10003C
HONDA	1000	CBR 1000 RR (ABS)	2009-13	HON-10035F 4			
HONDA	1000	CBR 1000 RR (Non ABS) (4 LINE FRONT)	2008-13	HON-10033F 4			
HONDA	1000	CBR 1000 RR FIREBLADE	2004-05	HON-10015F 2	HON-10014F	HON-10014R	HON-10013C
HONDA	1000	CBR 1000 RR FIREBLADE	2006-07	HON-10015F 2	HON-10014F	HON-10015R	HON-10013C
HONDA	1000	CBR 1000 RR FIREBLADE (Non ABS)	2008-13	HON-10027F 2	HON-10028F	HON-10027R	
HONDA	1000	CBX 1000	1979-81		HON-10018F	HON-10018R	
HONDA	1000	CBX 1000 Z	1978-79	HON-10032F 3			
HONDA	1000	GL 1000 K GOLDWING	1979-81		HON-10022F		
HONDA	1000	GL 1000 K2/K3 GOLDWING		HON-10004F 3		HON-10004R	
HONDA	1000	VF 1000 F2 BOL D'OR		HON-10006F 3		HON-10006R	
HONDA	1000	VF 1000 FE	1984-85	HON-10007F 3	HON-10025F	HON-10007R	
HONDA	1000	VF 1000 R/RF		HON-10005F 3		HON-10005R	HON-10005C
HONDA	1000	VTR 1000	1999-00		HON-10010F	HON-10010R	
HONDA	1000	VTR 1000 FIRESTORM	1997-00	HON-10009F 3	HON-10008F	HON-10009R	HON-10009C
HONDA	1000	VTR 1000 FIRESTORM	2001-02		HON-10012F	HON-10012R	
HONDA	1000	VTR 1000 SP	2001-02		HON-10011F	HON-10011R	HON-10011C
HONDA	1100	CB 1100 R	1982-83		HON-10026F	HON-10026R	
HONDA	1100	GL 1100 DC DELUXE	1982		HON-10024F		
HONDA	1100	GL 1100 GOLDWING	1979-83	HON-11003F 3	HON-10023F	HON-10023R	
HONDA	1100	ST 1100 (Non ABS)	1990-92				HON-11001C
HONDA	1100	ST 1100 (Non ABS)	1995-97	HON-11002F 3	HON-11001F		
HONDA	1200	VFR 1200 XC 'Crosstourer' ABS	2012-14	HON-12001F 5		HON-12001R	
HONDA	1500	GL 1500 F6C VALKRIE	1996-02		HON-15001F		

Single numbers in the column FRONT identify number of lines in the kit | FRONT is OEM layout | RACE is 2 lines from Master Cylinder

MANUFACTURER	cc	MODEL	YEAR	FRONT	RACE	REAR	CLUTCH
KAWASAKI	50	AR 50	Up to 1997	KAW-1001F	1		
KAWASAKI	80	AR 80	Up to 1997	KAW-1002F	1		
KAWASAKI	100	KH 100 EX	1984-93	KAW-1007F	1		
KAWASAKI	125	AR 125	1986	KAW-1003F	1		
KAWASAKI	125	BN 125	1998	KAW-1006F	1		
KAWASAKI	125	GP 125		KAW-1004F	1		
KAWASAKI	125	KDX 125/200 E1	1986-02	KAW-1008F	1	KAW-1008R	
KAWASAKI	125	KH 125	1996-97	KAW-1005F	1		
KAWASAKI	125	KMX 125/250	1986-02	KAW-1009F	1	KAW-1009R	
KAWASAKI	250	EL 250	1995-97	KAW-2001F	1		
KAWASAKI	250	ER 250 SCORPION	1990-94	KAW-2007F	1		
KAWASAKI	250	GPX 250 R	1988-96	KAW-2008F	1	KAW-2008R	
KAWASAKI	250	KLR 250	1984-01	KAW-2009F	1	KAW-2012F	
KAWASAKI	250	KR1/S	1989-92	KAW-2002F	3	KAW-2003F	KAW-2002R
KAWASAKI	250	Z 250 A1/2/3		KAW-2004F	1		KAW-2004R
KAWASAKI	250	Z 250 SCORPION	1985-86	KAW-2005F	1		
KAWASAKI	250	ZX 250 R "Ninja"	2008-13	KAW-2010F	1		KAW-2010R
KAWASAKI	250	ZZR 250	1992	KAW-2006F	1		KAW-2006R
KAWASAKI	300	EX300 "Ninja" (ABS)	2013-14	KAW-3004F	1		KAW-3004R
KAWASAKI	300	EX300 "Ninja" (non-ABS)	2013-14	KAW-3003F	2		KAW-3003R
KAWASAKI	305	GPZ 305	1983-96			KAW-3002F	
KAWASAKI	305	GPZ 305	1985-86	KAW-3001F	3		
KAWASAKI	400	Z 400 J-J3		KAW-4001F	3		
KAWASAKI	400	ZXR 400	1991-92	KAW-4002F	3	KAW-4007F	KAW-4002R
KAWASAKI	400	ZXR 400	1995-97	KAW-4003F	3		KAW-4003R
KAWASAKI	400	ZXR 400	1998-99			KAW-4006F	KAW-4006R
KAWASAKI	400	ZZR 400	1990	KAW-4008F	3		KAW-4008R
KAWASAKI	440	Z 440 C1-C2	1980-82	KAW-4009F	1		
KAWASAKI	440	Z 440 D4-D6	1982-85	KAW-4010F	1		
KAWASAKI	440	Z 440 H1-H2	1982-83	KAW-4011F	1		
KAWASAKI	440	Z 440 LTD		KAW-4004F	1		
KAWASAKI	450	Z 450 LTD		KAW-4005F	1		
KAWASAKI	500	EN 500	1996-97	KAW-5001F	1		
KAWASAKI	500	EN 500 B1		KAW-5002F	1		
KAWASAKI	500	ER-5	1997-02	KAW-5010F	1		
KAWASAKI	500	ER-5 (Single)	2006	KAW-5013F	1		
KAWASAKI	500	GPZ 500S	1993-02				KAW-5003R
KAWASAKI	500	GPZ 500S	1994-97	KAW-5003F	1		
KAWASAKI	500	KH 500	1985	KAW-5011F	3		
KAWASAKI	500	KLE 500	1993-97	KAW-5004F	1		
KAWASAKI	500	KLE 500 (Single Disc)	2005	KAW-5012F	1		KAW-5012R
KAWASAKI	500	Z 500		KAW-5005F	3		KAW-5005R
KAWASAKI	550	GPZ 550 ZX	1986	KAW-5007F	5		KAW-5007R
KAWASAKI	550	GT 550	1983-01			KAW-5015F	
KAWASAKI	550	GT 550	1992-97	KAW-5009F	3		
KAWASAKI	550	GT 550 G1-G9	1983-91	KAW-5008F	3		

Single numbers in the column FRONT identify number of lines in the kit | FRONT is OEM layout | RACE is 2 lines from Master Cylinder

MANUFACTURER	cc	MODEL	YEAR	FRONT	RACE	REAR	CLUTCH
KAWASAKI	550	Z 550 D1 (GPZ)	1981		KAW-5017F	KAW-5017R	
KAWASAKI	550	Z 550 GPZ UNITRAK	1982-83		KAW-5018F	KAW-5018R	
KAWASAKI	550	Z 550 LTD	1980-83		KAW-5016F		
KAWASAKI	550	ZEPHYR 550	1995-97	KAW-5006F 3		KAW-5006R	
KAWASAKI	550	ZR 550 ZEPHYR	1991-98		KAW-5014F		
KAWASAKI	550	ZR550 / Z550F	1982-87		KAW-5019F		
KAWASAKI	600	EL 600 ELIMINATOR	1995-97	KAW-6001F 1			
KAWASAKI	600	GPX 600 R	1988-96		KAW-6021F	KAW-6021R	
KAWASAKI	600	GPZ 600 R	1985-86	KAW-6002F 5		KAW-6002R	
KAWASAKI	600	GPZ 600 R	1989-90	KAW-6003F 5		KAW-6003R	
KAWASAKI	600	KLR 600	1984-90	KAW-6022F 1			
KAWASAKI	600	ZX-6R	1994-97		KAW-6008F	KAW-6008R	
KAWASAKI	600	ZX-6R	1998	KAW-6011F 3	KAW-6008F	KAW-6008R	
KAWASAKI	600	ZX-6R	1999-00	KAW-6004F 3	KAW-6008F	KAW-6008R	
KAWASAKI	600	ZX-6R	2001-03		KAW-6012F	KAW-6012R	
KAWASAKI	600	ZX-6R	2004	KAW-6013F 2		KAW-6013R	
KAWASAKI	600	ZX-6R	2005-06	KAW-6014F 2	KAW-6015F	KAW-6014R	
KAWASAKI	600	ZX-6R	2007-08	KAW-6028F	KAW-6029F	KAW-6028R	
KAWASAKI	600	ZX-6R	2009-12	KAW-6028F 2	KAW-6029F	KAW-6032R	
KAWASAKI	600	ZZR 600		KAW-6005F 3		KAW-6005R	
KAWASAKI	600	ZZR 600	1990-04		KAW-6023F		
KAWASAKI	600	ZZR 600	1994-97	KAW-6006F 3		KAW-6006R	
KAWASAKI	600	ZZR 600	2006-07	KAW-6016F 3	KAW-6018F	KAW-6016R	
KAWASAKI	650	ER-6F/ER-6N (Non ABS)	2006-09	KAW-6019F 2	KAW-6020F	KAW-6019R	
KAWASAKI	650	ER-6F/ER-6N (Non ABS)	2009-11			KAW-6036R	
KAWASAKI	650	ER-6F/ER-6N (Non ABS)	2012-16			KAW-6033R	
KAWASAKI	650	KLR 650	1987-02	KAW-6025F 1		KAW-6025R	
KAWASAKI	650	KLR 650	2006-07	KAW-6030F 1		KAW-6030R	
KAWASAKI	650	KLR 650	2008-10	KAW-6031F 1		KAW-6031R	
KAWASAKI	650	KLR 650	2011-12	KAW-6031F 1			
KAWASAKI	650	KLX 650	1993-96	KAW-6024F 1		KAW-6024R	
KAWASAKI	650	VERSYS 650	2007	KAW-6027F 2		KAW-6027R	
KAWASAKI	650	W650 (EJ650)	1999-02	KAW-6041F 1			
KAWASAKI	650	Z 650	1978-79	KAW-6009F 2			
KAWASAKI	650	Z 650 (Single Hose Conversion)	1978-79	KAW-6010F 1			
KAWASAKI	650	Z 650 C	1976-82	KAW-6007F 3		KAW-6007R	
KAWASAKI	650	Z 650 F	1980-83		KAW-6026F		
KAWASAKI	750	GPX 750 R	1987	KAW-7001F 3	KAW-7021F	KAW-7001R	KAW-7001C
KAWASAKI	750	GPX 750 R	1988-91		KAW-7021F		
KAWASAKI	750	GPZ / ZX 750 E2 TURBO	1984	KAW-7004F 5		KAW-7004R	
KAWASAKI	750	GPZ 750	1984	KAW-7002F 5		KAW-7002R	
KAWASAKI	750	GPZ 750 R1	1982	KAW-7003F 3		KAW-7003R	
KAWASAKI	750	GT 750	1982-91		KAW-7022F		
KAWASAKI	750	GT 750	1990-on	KAW-7014F 3			
KAWASAKI	750	GT 750	1992-96		KAW-7022F	KAW-7022R	
KAWASAKI	750	Z 750	1985-86	KAW-7016F 3		KAW-7016R	

Single numbers in the column FRONT identify number of lines in the kit | FRONT is OEM layout | RACE is 2 lines from Master Cylinder

MANUFACTURER	cc	MODEL	YEAR	FRONT	RACE	REAR	CLUTCH
KAWASAKI	750	Z 750	2007-08	KAW-7029F 2	KAW-7028F	KAW-7028R	
KAWASAKI	750	Z 750 (S)	2004-06	KAW-7020F 2		KAW-7020R	
KAWASAKI	750	Z 750 R1 (GPZ)	1982		KAW-7023F	KAW-7023R	
KAWASAKI	750	ZR 7	1999-03		KAW-7025F		
KAWASAKI	750	ZR 750 ZEPHYR	1991-99	KAW-7005F 3	KAW-7024F	KAW-7005R	
KAWASAKI	750	ZR 7S	2001-02	KAW-7017F 3	KAW-7018F	KAW-7018R	
KAWASAKI	750	ZX 750 GP A1			1	KAW-7006R	
KAWASAKI	750	ZX-7R	1996-00		KAW-7007F	KAW-7019R	KAW-7019C
KAWASAKI	750	ZX-7R	2002-03	KAW-7019F 3		KAW-7019R	KAW-7019C
KAWASAKI	750	ZXR 750	1989		KAW-7026F		
KAWASAKI	750	ZXR 750	1990	KAW-7008F 3	KAW-7026F	KAW-7008R	KAW-7008C
KAWASAKI	750	ZXR 750	1991-92		KAW-7027F		KAW-7002C
KAWASAKI	750	ZXR 750	1993	KAW-7009F 3		KAW-7009R	KAW-7002C
KAWASAKI	750	ZXR 750	1993-95				KAW-7002C
KAWASAKI	750	ZXR 750 J1 & RK	1992	KAW-7010F 3	KAW-7015F	KAW-7010R	
KAWASAKI	750	ZXR 750 K1	1991	KAW-7012F 3		KAW-7011R	
KAWASAKI	750	ZXR 750 K1	1993	KAW-7011F 3		KAW-7011R	
KAWASAKI	800	VN 800	1996-97	KAW-8001F 1			
KAWASAKI	900	GPZ 900 R	1990-96		KAW-9008F		
KAWASAKI	900	GPZ 900 R & ZX 900 A1	1984-86	KAW-9001F 5		KAW-9001R	KAW-9001C
KAWASAKI	900	ZX-9R	1994-97	KAW-9002F 3	KAW-9009F	KAW-9002R	KAW-9002C
KAWASAKI	900	ZX-9R	1998	KAW-9003F 3	KAW-9005F	KAW-9003R	
KAWASAKI	900	ZX-9R	1999-00	KAW-9004F 3	KAW-9005F	KAW-9004R	
KAWASAKI	900	ZX-9R	2001-02		KAW-9006F	KAW-9006R	
KAWASAKI	900	ZX-9R	2003-04		KAW-9007F	KAW-9007R	
KAWASAKI	1000	EL 1000 ELIMINATOR	1987	KAW-10001F 3			
KAWASAKI	1000	GPZ 1000 RX (ZX1000) A1-A3	1986-1988	KAW-10002F 5	KAW-10014F	KAW-10002R	KAW-10002C
KAWASAKI	1000	GTR 1000	1986	KAW-10003F 3	KAW-10015F	KAW-10003R	
KAWASAKI	1000	GTR 1000	1987-89		KAW-10016F		
KAWASAKI	1000	GTR 1000	1990-99	KAW-10007F 3	KAW-10017F	KAW-10007R	
KAWASAKI	1000	Z 1000	2003-06	KAW-10008F 2		KAW-10008R	
KAWASAKI	1000	Z 1000	2007-09	KAW-10019F 2	KAW-10020F	KAW-10019R	
KAWASAKI	1000	Z 1000	2010		KAW-10025F	KAW-10025R	
KAWASAKI	1000	Z 1000	2011			KAW-10025R	
KAWASAKI	1000	Z 1000 R		KAW-10004F 3		KAW-10004R	
KAWASAKI	1000	ZX 1000	1988-91	KAW-10005F 3	KAW-10018F	KAW-10005R	KAW-10005C
KAWASAKI	1000	ZX-10R	2004-05	KAW-10009F 2	KAW-10010F	KAW-10009R	
KAWASAKI	1000	ZX-10R	2006-07	KAW-10011F 2	KAW-10013F	KAW-10011R	
KAWASAKI	1000	ZX-10R	2008-09	KAW-10021F 2	KAW-10022F	KAW-10021R	
KAWASAKI	1000	ZX-10R	2010	KAW-10021F 2	KAW-10022F		
KAWASAKI	1000	ZX-10R (ABS)	2011-15	KAW-10026F 4			
KAWASAKI	1000	ZX-10R (Non ABS)	2011-15	KAW-10023F 2	KAW-10024F	KAW-10023R	
KAWASAKI	1000	ZX-10R LSL Bars	2006-07	KAW-10012F 2			
KAWASAKI	1100	GPZ 1100 (Non ABS)	1996-97	KAW-11002F 3		KAW-11002R	
KAWASAKI	1100	GPZ 1100 (ZX-1100) A1-A3	1983-1985	KAW-11001F 5		KAW-11001R	
KAWASAKI	1100	GPZ 1100 B2		KAW-11003F 3		KAW-11003R	

Single numbers in the column FRONT identify number of lines in the kit | FRONT is OEM layout | RACE is 2 lines from Master Cylinder

MANUFACTURER	cc	MODEL	YEAR	FRONT	RACE	REAR	CLUTCH
KAWASAKI	1100	Z 1100 A1 SHAFT HI-BAR		KAW-11004F 3		KAW-11004R	
KAWASAKI	1100	Z 1100 R1	1984-86	KAW-11016F 3		KAW-11016R	
KAWASAKI	1100	ZR 1100 ZEPHYR	1992				KAW-11005C
KAWASAKI	1100	ZR 1100 ZEPHYR	1993-97	KAW-11005F 3	KAW-11012F	KAW-11005R	KAW-11005C
KAWASAKI	1100	ZRX 1100	1997-01	KAW-11011F 3		KAW-11011R	KAW-11011C
KAWASAKI	1100	ZRX 1100	1997-01		KAW-11013F		
KAWASAKI	1100	ZZR 1100 / ZX-11	1990-1993	KAW-11009F 3	KAW-11014F	KAW-11009R	KAW-11009C
KAWASAKI	1100	ZZR 1100 / ZX-11	1993-2001	KAW-11010F 3	KAW-11015F	KAW-11010R	
KAWASAKI	1200	ZRX 1200 R/S	2001-04		KAW-12002F	KAW-12002R	
KAWASAKI	1200	ZX-12R	2001-06		KAW-12001F	KAW-12001R	
KAWASAKI	1200	ZZR-1200	2002-05	KAW-12003F 3		KAW-12003R	
KAWASAKI	1300	ZG 1300	1987-90		KAW-13001F	KAW-13001R	
KAWASAKI	1500	VN 1500 CLASSIC	1990-98	KAW-15001F 1		KAW-15001R	
KAWASAKI	1500	VN 1500 CLASSIC / VULCAN	1988-96	KAW-15004F 1		KAW-15004R	
KAWASAKI	1500	VN 1500 E CLASSIC	1998-99	KAW-15006F 2		KAW-15006R	
KAWASAKI	1500	VN 1500 G	1998	KAW-15002F 3			
KAWASAKI	1500	VN 1500 G NOMAD	1998-99	KAW-15005F 1		KAW-15006R	
KAWASAKI	1500	VN 1500 P MEANSTREAK	2002	KAW-15003F 3		KAW-15003R	
KAWASAKI	1600	VN 1600 MEANSTREAK	2005-06	KAW-16001F 2		KAW-16001R	
KSR MOTO	125	CODE 125	2013-16	KSR-1001F 1		KSR-1001R	
KSR MOTO	125	GRS 125	2015-16	KSR-1002F 1		KSR-1002R	
KSR MOTO	125	TW 125	2015-16	KSR-1003F 1		KSR-1003R	
KSR MOTO	125	WORX 125	2013-16	KSR-1004F 1		N/A	
KTM	640	DUKE 640 MK2	2006	KTM-6001F 1		KTM-6001R	
KTM	950	SUPERMOTO 950	2006	KTM-9001F 2		KTM-9001R	
KTM	990	SUPERDUKE 990	2006-08	KTM-9002F 2		KTM-9002R	
KTM	1190	RC8 & RC8 R	2008-11		KTM-11001F	K01-2-021/P	KTM-11001C
LAVERDA	750	750 MODELS	1998	LAV-7002F 2		LAV-7002R	LAV-7002C
LAVERDA	750	GHOST MODELS	1998	LAV-7003F 2		LAV-7003R	LAV-7003C
LAVERDA	750	GHOST STRIKE	1998	LAV-7004F 2		LAV-7004R	LAV-7004C
LAVERDA	1000	JOTA MODELS		LAV-7001F 3		LAV-7001R	
MOTO-GUZZI	500	V50 MODELS		GUZ-5001F 2		GUZ-5001R	
MOTO-GUZZI	650	V65GT		GUZ-6001F 2		GUZ-6001R	
MOTO-GUZZI	1100	1100 DAYTONA		GUZ-11002F 3		GUZ-11002R	
MOTO-GUZZI	1100	1100 SPORT		GUZ-11001F 3		GUZ-11001R	
MZ	250	ETZ 250	1982-on	MZ-2001F 1			
MZ	660	660 ROADSTER		MZ-6001F 1		MZ-6001R	
MZ	660	660 SCORPION		MZ-6002F 1		MZ-6002R	
SUZUKI	50	ZR 50 SLK	1983-85	SUZ-0002F 1			
SUZUKI	50	ZR 50 SLKX CUSTOM	1981-82	SUZ-0001F 1			
SUZUKI	100	GP 100 X-ED	1981-86	SUZ-1011F 1			
SUZUKI	125	DR 125	1985-94	SUZ-1012F 1			
SUZUKI	125	GN 125	1995-97	SUZ-1001F 1			
SUZUKI	125	GP 125	1986	SUZ-1002F 1			
SUZUKI	125	GS 125 E	1997	SUZ-1009F 1			
SUZUKI	125	GS 125 S	1985	SUZ-1003F 1			

Single numbers in the column FRONT identify number of lines in the kit | FRONT is OEM layout | RACE is 2 lines from Master Cylinder

MANUFACTURER	cc	MODEL	YEAR	FRONT	RACE	REAR	CLUTCH
SUZUKI	125	GS 125 S	1986	SUZ-1004F 1			
SUZUKI	125	GT 125		SUZ-1005F 1			
SUZUKI	125	RG 125	1986	SUZ-1006F 1			
SUZUKI	125	RG 125 F	1995-96	SUZ-1007F 1		SUZ-1007R	
SUZUKI	125	RG 125 LC	1992	SUZ-1010F 1			
SUZUKI	125	TS 125 R	1990-96	SUZ-1014F 1		SUZ-1014R	
SUZUKI	125	TS 125 X	1985-89	SUZ-1013F 1			
SUZUKI	185	GT 185		SUZ-1008F 1			
SUZUKI	200	GT 200 X5	1979-81	SUZ-2013F 1			
SUZUKI	250	GN 250	1987-97	SUZ-2016F 1			
SUZUKI	250	GN 250	1997	SUZ-2011F 1			
SUZUKI	250	GS 250 T	1980-81	SUZ-2014F 1			
SUZUKI	250	GSX 250 EZ	1985	SUZ-2001F 2			
SUZUKI	250	GSX 250 R	1986	SUZ-2002F 1			
SUZUKI	250	GT 250 L	1974	SUZ-2003F 1			
SUZUKI	250	GT 250 X	1980-83	SUZ-2015F 1			
SUZUKI	250	RG 250 F	1985-89		SUZ-2017F		
SUZUKI	250	RG 250 GAMMA	1983	SUZ-2004F 3		SUZ-2004R	
SUZUKI	250	RG 250 R GAMMA	1986-87	SUZ-2005F 5		SUZ-2005R	
SUZUKI	250	RG 250 WE GAMMA	1985	SUZ-2006F 5			
SUZUKI	250	RGV 250		SUZ-2007F 3		SUZ-2007R	
SUZUKI	250	RGV 250	1995-96	SUZ-2008F 3		SUZ-2008R	
SUZUKI	250	RGV 250 M	1991-96	SUZ-2009F 3	SUZ-2010F	SUZ-2010R	
SUZUKI	250	TS 250 X	1985-89	SUZ-2018F 1			
SUZUKI	250	TU 250 X	1998	SUZ-2012F 1			
SUZUKI	350	DR 350 S	1990-94	S01-1-040/P 1		SUZ-3002R	
SUZUKI	350	DR 350 SE	1995-99	SUZ-3003F 1		SUZ-3003R	
SUZUKI	380	GT 380 L	1988-91	SUZ-3001F 1			
SUZUKI	400	GN 400 T	1980-82	SUZ-4012F 1			
SUZUKI	400	GSF 400	1995		SUZ-4001F	SUZ-4001R	
SUZUKI	400	GSF400 BANDIT	1991	SUZ-4002F 2		SUZ-4002R	
SUZUKI	400	GSF400 BANDIT (Single Disc)	1991	SUZ-4015F 1		SUZ-4002R	
SUZUKI	400	GSX 400 E	1986	SUZ-4003F 2			
SUZUKI	400	GSX 400 EZ KATANA	1985	SUZ-4004F 2			
SUZUKI	400	GSX 400 F	1986	SUZ-4005F 5		SUZ-4005R	
SUZUKI	400	GSX 400 FZ KATANA	1985	SUZ-4006F 3		SUZ-4006R	
SUZUKI	400	GSX 400 FZ/D	1986	SUZ-4007F 4			
SUZUKI	400	GSX 400 T	1986	SUZ-4008F 1			
SUZUKI	400	GSXR 400 R & SLINGSHOT	1989-91	SUZ-4009F 3		SUZ-4009R	
SUZUKI	400	GSXR 400 R / SLINGSHOT	1998-99		SUZ-4011F	SUZ-4011R	
SUZUKI	400	GSXR 400 RR	1989-92		SUZ-4014F		
SUZUKI	450	GS 450 E	1986	SUZ-4010F 2			
SUZUKI	500	GS 500 E	1986	SUZ-5001F 1		SUZ-5001R	
SUZUKI	500	GS 500 E	1995-97	SUZ-5002F 1		SUZ-5002R	
SUZUKI	500	GS 500 F-K4 (Single Disc)	2004	SUZ-5008F 1		SUZ-5008R	
SUZUKI	500	RG 500	1985-89		SUZ-5013F	SUZ-5013R	

Single numbers in the column FRONT identify number of lines in the kit | FRONT is OEM layout | RACE is 2 lines from Master Cylinder

MANUFACTURER	cc	MODEL	YEAR	FRONT	RACE	REAR	CLUTCH
SUZUKI	500	RG 500	1986	SUZ-5003F			
SUZUKI	500	RG 500 MK6		SUZ-5004F	4	SUZ-5004R	
SUZUKI	550	GS 550 E	1980-81	SUZ-5009F	2	SUZ-5009R	
SUZUKI	550	GS 550 KATANA	1987	SUZ-5005F	3	SUZ-5005R	
SUZUKI	550	GS 550 L	1980-82	SUZ-5006F	3	SUZ-5006R	
SUZUKI	550	GS 550 MX KATANA	1981	SUZ-5010F	2	SUZ-5010R	
SUZUKI	550	GSX 550	1985-88		SUZ-5012F		
SUZUKI	550	GSX 550 E/ES/EF	1986	SUZ-5007F	5	SUZ-5007R	
SUZUKI	600	DR 600	1984-87	SUZ-6029F	1		
SUZUKI	600	GSF 600 / 600S BANDIT	1995-04	SUZ-6013F	3	SUZ-6022F	SUZ-6013R
SUZUKI	600	GSR 600	2006-08	SUZ-6027F	2	SUZ-6028F	SUZ-6027R
SUZUKI	600	GSX 600	1988	SUZ-6001F	3	SUZ-6001R	
SUZUKI	600	GSX 600 F	1985	SUZ-6002F	3	SUZ-6002R	
SUZUKI	600	GSX 600 F	1995	SUZ-6003F	3		
SUZUKI	600	GSX 600 F	1997	SUZ-6011F	3	SUZ-6011R	
SUZUKI	600	GSX-R 600	1996-00	SUZ-6009F	2	SUZ-6030F	SUZ-6009R
SUZUKI	600	GSX-R 600	2001-03	SUZ-6024F	2	SUZ-6017F	SUZ-6017R
SUZUKI	600	GSX-R 600	2004-10	SUZ-6019F	2	SUZ-6026F	SUZ-6019R
SUZUKI	600	GSX-R 600 'Brebo'	2011-14	SUZ-6045F	2	SUZ-6043F	SUZ-6045R
SUZUKI	600	GSX-R 750 (non ABS)	2011-12		2	SUZ-6043F	
SUZUKI	600	RF 600 R	1993-96	SUZ-6012F	3	SUZ-6031F	SUZ-6012R
SUZUKI	600	VS 600 GL INTRUDER	1995-97	SUZ-6032F	1		
SUZUKI	650	DL 650 V-STROM	2004-07	SUZ-6034F	2	SUZ-6018F	SUZ-6018R
SUZUKI	650	GLADIUS	2009	SUZ-6039F	2	SUZ-6038F	SUZ-6038R
SUZUKI	650	GS 650	1985	SUZ-6005F	5	SUZ-6005R	
SUZUKI	650	GS 650 G KATANA	1986-87	SUZ-6006F	3	SUZ-6006R	
SUZUKI	650	GS 650 GT	1981-85	SUZ-6007F	3	SUZ-6035F	SUZ-6007R
SUZUKI	650	GS 650 GX KATANA	1981		SUZ-6033F	SUZ-6033R	
SUZUKI	650	GS 650 GZ KATANA	1988	SUZ-6014F	5	SUZ-6014R	
SUZUKI	650	GSF 650 BANDIT (Non ABS)	2005-06	SUZ-6023F	2	SUZ-6023R	
SUZUKI	650	GSF 650 BANDIT (Non ABS)	2007-09	SUZ-6041F	2	SUZ-6040F	SUZ-6042R
SUZUKI	650	GSX 650 F	2008	SUZ-6036F	2	SUZ-6037F	SUZ-6036R
SUZUKI	650	GSX 650 F	2009		1		SUZ-6044C
SUZUKI	650	LS 650 R SAVAGE	1995-97	SUZ-6008F	1		
SUZUKI	650	SV 650	2003-07	SUZ-6020F	2	SUZ-6021F	SUZ-6020R
SUZUKI	650	SV 650	2008	SUZ-6020F	2	SUZ-6021F	S01-3-101
SUZUKI	650	SV 650 (S)	1999-02		SUZ-6025F		
SUZUKI	650	SV 650 (S)	2008	SUZ-6020F	2	SUZ-6021F	S01-3-101
SUZUKI	650	SV 650 (S) K3-K8	2003-07	SUZ-6020F	2	SUZ-6021F	SUZ-6020R
SUZUKI	650	SV 650 X-K2	1999-02	SUZ-6015F	3	SUZ-6016F	SUZ-6015R
SUZUKI	650	XF 650 FREEWIND	1997	SUZ-6010F	1	SUZ-6010R	
SUZUKI	750	DR 750 S	1988-90	SUZ-7024F	1		
SUZUKI	750	GS 750 E	1985	SUZ-7007F	3		
SUZUKI	750	GSR 750 (non ABS)	2011-12	SUZ-7038F	2	SUZ-7036F	SUZ-7037R
SUZUKI	750	GSX 750	1997-02		2	SUZ-7023F	SUZ-7028R
SUZUKI	750	GSX 750 E	1980-82		SUZ-7025F	SUZ-7025R	



Single numbers in the column FRONT identify number of lines in the kit | FRONT is OEM layout | RACE is 2 lines from Master Cylinder

MANUFACTURER	cc	MODEL	YEAR	FRONT	RACE	REAR	CLUTCH
SUZUKI	750	GSX 750 ES/EF	1986	SUZ-7001F 5		SUZ-7001R	
SUZUKI	750	GSX 750 F	1990-92	SUZ-7002F 3	SUZ-7026F	SUZ-7002R	
SUZUKI	750	GSX 750 F	1993-94		SUZ-7026F		
SUZUKI	750	GSX 750 F	1995-97	SUZ-7003F 3	SUZ-7026F		
SUZUKI	750	GSX 750 F	1998-03		SUZ-7027F		
SUZUKI	750	GSX 750 SE KATANA	1985-86	SUZ-7005F 3	SUZ-7029F	SUZ-7005R	
SUZUKI	750	GSX-R 750	1987		SUZ-7031F		
SUZUKI	750	GSX-R 750	2004-10	SUZ-7021F 2	SUZ-7022F	SUZ-7021R	
SUZUKI	750	GSX-R 750	2011-14	SUZ-6045F 2	SUZ-6043F	SUZ-6045R	
SUZUKI	750	GSX-R 750 F1	1993	SUZ-7006F 3		SUZ-7006R	
SUZUKI	750	GSX-R 750 H	1985-86	SUZ-7004F 3	SUZ-7031F	SUZ-7004R	SUZ-7004C
SUZUKI	750	GSX-R 750 J	1988	SUZ-7008F 3	SUZ-7031F	SUZ-7008R	
SUZUKI	750	GSX-R 750 K	1989	SUZ-7009F 3	SUZ-7032F	SUZ-7009R	SUZ-7009C
SUZUKI	750	GSX-R 750 L	1990	SUZ-7010F 3	SUZ-7011F	SUZ-7010R	SUZ-7010C
SUZUKI	750	GSX-R 750 M	1990-91	SUZ-7012F 3	SUZ-7033F	SUZ-7012R	SUZ-7012C
SUZUKI	750	GSX-R 750 T-X	1996-99	SUZ-7018F 2	SUZ-7030F	SUZ-7018R	
SUZUKI	750	GSX-R 750 WN (Grey)	1992	SUZ-7015F 3	SUZ-7035F	SUZ-7015R	
SUZUKI	750	GSX-R 750 WP	1993		SUZ-7035F		
SUZUKI	750	GSX-R 750 WR	1994		SUZ-7034F		
SUZUKI	750	GSX-R 750 WS	1995	SUZ-7014F 2	SUZ-7034F	SUZ-7014R	
SUZUKI	750	GSX-R 750 Y-K3	2000-03	SUZ-7019F 2	SUZ-7020F	SUZ-7020R	
SUZUKI	750	GSX-R 750/3 (Japan import)	1991	SUZ-7016F 3		SUZ-7016R	SUZ-7016C
SUZUKI	750	VS 750 INTRUDER	1986	SUZ-7017F 1			
SUZUKI	800	DR 800 S	1990-91	SUZ-8007F 1		SUZ-8007R	
SUZUKI	800	VL 800 INTRUDER	2005	SUZ-8005F 1			
SUZUKI	800	VS 800 GLP INTRUDER	1995-97	SUZ-8000F 1			
SUZUKI	800	VX 800	1991	SUZ-8001F 1		SUZ-8001R	
SUZUKI	800	VX 800	1995-96	SUZ-8002F 1		SUZ-8002R	
SUZUKI	800	VZ 800 MARAUDER	1997	SUZ-8004F 1			
SUZUKI	850	GS 850 GN-GG	1979-86		SUZ-8006F		
SUZUKI	850	GS 850 GN-GT	1979-80			SUZ-8006R	
SUZUKI	850	GS 850 GX/GZ	1986	SUZ-8003F 3		SUZ-8003R	
SUZUKI	900	RF 900 R	1994-98	SUZ-9001F 3	SUZ-9002F	SUZ-9001R	SUZ-9002C
SUZUKI	1000	DL 1000 V-STROM	2002-03		SUZ-10007F	SUZ-10007R	
SUZUKI	1000	DL 1000 V-STROM	2004-07	SUZ-10017F 2	SUZ-10007F	SUZ-10007R	
SUZUKI	1000	GS 1000	1982	SUZ-10004F 3		SUZ-10004R	
SUZUKI	1000	GS 1000 KATANA		SUZ-10001F 5		SUZ-10001R	
SUZUKI	1000	GS 1000 S KATANA	1985	SUZ-10002F 5		SUZ-10002R	
SUZUKI	1000	GSX-R 1000 (Brembo) L2-L6	2012-16	SUZ-10021F 2	SUZ-10020F	SUZ-10012R	
SUZUKI	1000	GSX-R 1000 (Brembo) L7	2017	SUZ-10023F 2	SUZ-10024F	SUZ-10023R	
SUZUKI	1000	GSX-R 1000 K1-K2	2001-02	SUZ-10013F 2	SUZ-10006F	SUZ-10006R	
SUZUKI	1000	GSX-R 1000 K3-K4	2003-04	SUZ-10013F 2	SUZ-10014F	SUZ-10008R	
SUZUKI	1000	GSX-R 1000 K5-K6	2005-06	SUZ-10011F 2	SUZ-10019F	SUZ-10011R	
SUZUKI	1000	GSX-R 1000 K7-K8	2007-08	SUZ-10018F 2	SUZ-10012F	SUZ-10018R	
SUZUKI	1000	GSX-R 1000 K9-L1	2009-11		SUZ-10012F	SUZ-10012R	
SUZUKI	1000	SV 1000 K3-K5	2003-05	SUZ-10009F 2	SUZ-10010F	SUZ-10009R	SUZ-10021C

Single numbers in the column FRONT identify number of lines in the kit | FRONT is OEM layout | RACE is 2 lines from Master Cylinder

MANUFACTURER	cc	MODEL	YEAR	FRONT	RACE	REAR	CLUTCH
SUZUKI	1000	TL 1000 R	1998-03	SUZ-10005F 2	SUZ-10015F	SUZ-10005R	SUZ-10005C
SUZUKI	1000	TL 1000 S	1997-03	SUZ-10003F 2	SUZ-10016F	SUZ-10003R	
SUZUKI	1100	GSX 1100 E	1984-88		SUZ-11018F		
SUZUKI	1100	GSX 1100 E/EF	1986	SUZ-11002F 3		SUZ-11002R	
SUZUKI	1100	GSX 1100 E/S KATANA	1985	SUZ-11003F 5		SUZ-11003R	
SUZUKI	1100	GSX 1100 EFE	1984-85	SUZ-11001F 3		SUZ-11001R	
SUZUKI	1100	GSX 1100 F	1988-94		SUZ-11019F		
SUZUKI	1100	GSX 1100 F	1995-96	SUZ-11004F 3		SUZ-11004R	
SUZUKI	1100	GSX 1100 F TOURER	1985	SUZ-11005F 3			
SUZUKI	1100	GSX 1100 FJ	1988	SUZ-11006F 3		SUZ-11006R	
SUZUKI	1100	GSX 1100 G	1991-94		SUZ-11020F		
SUZUKI	1100	GSX-R 1100 G	1986		SUZ-11013F	SUZ-11013R	
SUZUKI	1100	GSX-R 1100 G/H	1987	SUZ-11007F 3	SUZ-11008F	SUZ-11007R	SUZ-11007C
SUZUKI	1100	GSX-R 1100 J	1988	SUZ-11009F 3	SUZ-11010F	SUZ-11009R	
SUZUKI	1100	GSX-R 1100 K SLINGSHOT	1989	SUZ-11011F 3		SUZ-11011R	SUZ-11011C
SUZUKI	1100	GSX-R 1100 L	1990	SUZ-11012F 3		SUZ-11012R	
SUZUKI	1100	GSX-R 1100 M	1991	SUZ-11014F 3	SUZ-11015F	SUZ-11014R	SUZ-11014C
SUZUKI	1100	GSX-R 1100 N	1992		SUZ-11021F		
SUZUKI	1100	GSX-R 1100 NW	1992	SUZ-11016F 3			
SUZUKI	1100	GSX-R 1100 W	1993-94		SUZ-11022F		
SUZUKI	1100	GSX-R 1100 W	1995-96	SUZ-11017F 2	SUZ-11022F	SUZ-11017R	
SUZUKI	1200	GSF 1200 (S) BANDIT	1996-00	SUZ-12001F 3	SUZ-12008F	SUZ-12001R	SUZ-12001C
SUZUKI	1200	GSF 1200 (S) BANDIT (Non ABS)	2001-06	SUZ-12003F 3	SUZ-12004F	SUZ-12002R	SUZ-12001C
SUZUKI	1250	GSF 1250 BANDIT (Non ABS)	2007-09	SUZ-12007F 2	SUZ-12006F	SUZ-12006R	
SUZUKI	1300	GSX 1300 B-KING	2008	SUZ-13005F 2	SUZ-13006F	SUZ-13005R	
SUZUKI	1300	GSX 1300-R HAYABUSA	1999-07	SUZ-13002F 2	SUZ-13001F	SUZ-13001R	SUZ-13001C
SUZUKI	1300	GSX 1300-R HAYABUSA	2008	SUZ-13007F 2		SUZ-13003R	
SUZUKI	1400	GSX 1400	2002-08	SUZ-14003F 3	SUZ-14004F	SUZ-14003R	SUZ-14003C
SUZUKI	1400	INTRUDER 1400	1992	SUZ-14001F 1			
SUZUKI	1400	VS 1400 GL INTRUDER	1997-99	SUZ-14005F 1			
SUZUKI	1400	VS 1400 GLP INTRUDER	1995-97	SUZ-14002F 1			
SUZUKI	1500	BOULEVARD C90	2007-09	SUZ-15003F 3	SUZ-15002F	SUZ-15002R	
SUZUKI	1500	VL 1500 LC INTRUDER	1998	SUZ-15001F 1			
SUZUKI	1800	BOULEVARD M109R / M109R2	2006-09	SUZ-18002F 3	SUZ-18001F	SUZ-18001R	
SUZUKI	1800	INTRUDER M1800R / M1800R2	2006-09	SUZ-18002F 3	SUZ-18001F	SUZ-18001R	
TRIUMPH	600	DAYTONA 600	2003		TRI-6002F		
TRIUMPH	600	TT 600	2000-03		TRI-6001F	TRI-6001R	
TRIUMPH	675	DAYTONA 675	2008-10		TRI-6003F	TRI-6003R	
TRIUMPH	675	DAYTONA 675	2010-13			TRI-6003R	
TRIUMPH	675	DAYTONA 675 R (BREMBO)	2011-13	2	TRI-6004F		
TRIUMPH	675	STREET TRIPLE	2008		TRI-6003F	TRI-6003R	
TRIUMPH	750	DAYTONA 750	1991-93		TRI-7002F	TRI-7002R	
TRIUMPH	750	TRIDENT 750	1996-97	TRI-7001F 3		TRI-7001R	
TRIUMPH	800	BONNEVILLE / T100	2001-03	TRI-8001F 1			
TRIUMPH	800	BONNEVILLE AMERICA	2002	TRI-8002F 1			
TRIUMPH	865	BONNEVILLE CLASSIC	2012	TRI-8003F 3		TRI-8003R	

Single numbers in the column FRONT identify number of lines in the kit | FRONT is OEM layout | RACE is 2 lines from Master Cylinder

MANUFACTURER	cc	MODEL	YEAR	FRONT	RACE	REAR	CLUTCH
TRIUMPH	900	ADVENTURER 900	1997	TRI-9006F	1		TRI-9006R
TRIUMPH	900	DAYTONA 900	1992-97			TRI-9021F	TRI-9021R
TRIUMPH	900	LEGEND 900	1998-01	TRI-9020F	1		TRI-9020R
TRIUMPH	900	SPEEDMASTER	2003-04			TRI-9015F	
TRIUMPH	900	SPRINT 900	1994-97	TRI-9001F	3	TRI-9008F	TRI-9001R
TRIUMPH	900	SPRINT RS	1999-02			TRI-9010F	TRI-9010R
TRIUMPH	900	SPRINT SPORT / EXECUTIVE	1998			TRI-9009F	TRI-9009R
TRIUMPH	900	THRUXTON	2007	TRI-9024F	1		TRI-9024R
TRIUMPH	900	THUNDERBIRD 900	1995-97	TRI-9002F	1		TRI-9002R
TRIUMPH	900	THUNDERBIRD 900	2004-05	TRI-9023F	1		TRI-9023R
TRIUMPH	900	THUNDERBIRD 900 (Low Bar)	1995-02	TRI-9011F	1		
TRIUMPH	900	THUNDERBIRD SPORT	1998-02	TRI-9012F	2		
TRIUMPH	900	TIGER 900	1993-99	TRI-9003F	3	TRI-9013F	TRI-9003R
TRIUMPH	900	TRIDENT 900	1991-98	TRI-9004F	3	TRI-9014F	TRI-9014R TRI-9004C
TRIUMPH	900	TROPHY 900	1994-98	TRI-9005F	3	TRI-9007F	TRI-9007R
TRIUMPH	955	SPEED 111	1994-96			TRI-9018F	TRI-9018R
TRIUMPH	955	SPEED 111 T509	1997-03			TRI-9019F	TRI-9019R
TRIUMPH	955	T595 / 955	1997-03			TRI-9017F	TRI-9017R
TRIUMPH	955	TIGER 955i	2000-07	TRI-9025F	2	TRI-9016F	TRI-9016R
TRIUMPH	1000	DAYTONA 1000	1991-93	TRI-10001F	2		TRI-10001R
TRIUMPH	1200	DAYTONA 1200	1992-97	TRI-12001F	3	TRI-12004F	TRI-12001R
TRIUMPH	1200	TROPHY 1200	1997-98	TRI-12002F	3	TRI-12003F	TRI-12003R
YAMAHA	50	FS1E-DX		YAM-1001F	1		
YAMAHA	50	RD 50 MX		YAM-1002F	1		
YAMAHA	80	RD 80 MX		YAM-1003F	1		
YAMAHA	125	DT 125 R	1990	YAM-1004F	1		YAM-1004R
YAMAHA	125	RD 125 LC	1986	YAM-1005F	1		
YAMAHA	125	SR 125	1995-97	YAM-1006F	1		
YAMAHA	125	TDR 125	1995-96	YAM-1007F	1		YAM-1007R
YAMAHA	125	TZR 125	1987	YAM-1008F	1		YAM-1008R
YAMAHA	125	TZR 125	1993	YAM-1009F	1		YAM-1009R
YAMAHA	125	TZR 125 R	1995-97	YAM-1010F	1		YAM-1010R
YAMAHA	125	XT 125	1986	YAM-1011F	1		
YAMAHA	125	XV 125 VIRAGO	1997	YAM-1012F	1		
YAMAHA	125	YBR 125	2006-07	YAM-1013F	1		
YAMAHA	125	YZF-R	2008-14	YAM-1014F	1		YAM-1014R
YAMAHA	250	RD 250 LC		YAM-2001F	1		
YAMAHA	250	TDR 250		YAM-2002F	1		YAM-2002R
YAMAHA	250	TZ 250	1990			YAM-2003F	
YAMAHA	250	TZ 250	1991	YAM-2004F	2		YAM-2004R
YAMAHA	250	TZR 250	1987	YAM-2005F	1		YAM-2005R
YAMAHA	250	XS 250 SE	1980-85	YAM-2007F	1		
YAMAHA	250	XV 250 S VIRAGO	1995-97	YAM-2006F	1		
YAMAHA	350	RD 350 LC		YAM-3002F	3		
YAMAHA	350	RD 350 LC		YAM-3003F	2		
YAMAHA	350	RD 350 YVPS POWERVALVE	1985-86	YAM-3001F	3		YAM-3001R

Single numbers in the column FRONT identify number of lines in the kit | FRONT is OEM layout | RACE is 2 lines from Master Cylinder

MANUFACTURER	cc	MODEL	YEAR	FRONT	RACE	REAR	CLUTCH
YAMAHA	350	XT 350	1985-96	YAM-3004F 1		YAM-3004R	
YAMAHA	400	FZR 400 EXUP	1985-89		1	YAM-4008R	
YAMAHA	400	FZR 400 MODELS			YAM-4007F		
YAMAHA	400	FZR 400 RR	1992-96	YAM-4001F 3	YAM-4009F	YAM-4001R	
YAMAHA	400	FZR 400 RR EXUP	1995	YAM-4002F 3		YAM-4002R	
YAMAHA	400	FZR 400 RR SP	1991-92		YAM-4010F		
YAMAHA	400	FZR 400 SP		YAM-4003F 3		YAM-4003R	
YAMAHA	400	RD 400 E		YAM-4004F 1		YAM-4004R	
YAMAHA	400	RD 400 F		YAM-4005F 1		YAM-4005R	
YAMAHA	400	XS 400 SE		YAM-4006F 2			
YAMAHA	500	RD 500 LC		YAM-5001F 5		YAM-5001R	
YAMAHA	500	SR 500		YAM-5002F 2			
YAMAHA	535	XV 535 S VIRAGO	1995-97	YAM-5004F 1			
YAMAHA	535	XV 535 VIRAGO	1991	YAM-5009F 1			
YAMAHA	535	XV 535 VIRAGO	1995-97	YAM-5003F 1			
YAMAHA	550	XJ 550	1981-85	YAM-5005F 3	YAM-5007F		
YAMAHA	550	XZ 550	1982-85	YAM-5006F 3	YAM-5008F		
YAMAHA	600	FZ 600		YAM-6001F 3		YAM-6001R	
YAMAHA	600	FZ 600	1987-88		YAM-6033F		
YAMAHA	600	FZ6 N / FZ6	2006-08	YAM-6028F 2	YAM-6029F	YAM-6028R	
YAMAHA	600	FZR 600			YAM-6002F	YAM-6002R	
YAMAHA	600	FZR 600	1994-on		YAM-6004F	YAM-6004R	
YAMAHA	600	FZR 600 GENESIS	1991-94	YAM-6003F 3	YAM-6034F	YAM-6003R	
YAMAHA	600	FZS 600 FAZER	1998	YAM-6016F 3	YAM-6035F	YAM-6016R	
YAMAHA	600	FZS 600 FAZER	1999-03		YAM-6035F		
YAMAHA	600	FZS 600 FAZER	2004-05	YAM-6022F 3	YAM-6023F	YAM-6022R	
YAMAHA	600	FZS 600 FAZER (Faired)	2002-04	YAM-6019F 2			
YAMAHA	600	FZS 600 FAZER (Naked)	2002-04	YAM-6018F 2		YAM-6018R	
YAMAHA	600	MT 03	2006-08	YAM-6030F 2	YAM-6031F	YAM-6030R	
YAMAHA	600	SRX 600	1986	YAM-6005F 3	YAM-6036F	YAM-6005R	
YAMAHA	600	SRX 600	1987-88		YAM-6036F		
YAMAHA	600	XJ 600	1985	YAM-6006F 3		YAM-6006R	
YAMAHA	600	XJ 600	1986	YAM-6007F 3		YAM-6007R	
YAMAHA	600	XJ 600 N/S DIVERSION (Single Disc)	1995-97	YAM-6008F 1		YAM-6008R	
YAMAHA	600	XJ 600 N/S DIVERSION (Twin Disc)	1998-00		YAM-6015F	YAM-6015R	
YAMAHA	600	XJ6 / DIVERSION (Non ABS)	2009	YAM-6042F 2	YAM-6041F	YAM-6041R	
YAMAHA	600	XJ6F (ABS)	2010-15	YAM-6045F 3		YAM-6045R	
YAMAHA	600	XJ6F (Non ABS)	2010-15	YAM-6043F 2	YAM-6044F	YAM-6043R	
YAMAHA	600	XT 600 E	1993-03	YAM-6038F 1		YAM-6038R	
YAMAHA	600	XT 600 TENERE	1986-90	YAM-6037F 1		YAM-6037R	
YAMAHA	600	YZF 600 R THUNDERCAT	1996-97		YAM-6009F	YAM-6009R	
YAMAHA	600	YZF R6	1999-02		YAM-6014F	YAM-6014R	
YAMAHA	600	YZF R6	2003		YAM-6017F	YAM-6017R	
YAMAHA	600	YZF R6	2004	YAM-6021F 2	YAM-6020F	YAM-6020R	
YAMAHA	600	YZF R6	2005	YAM-6025F 2	YAM-6024F	YAM-6020R	
YAMAHA	600	YZF R6	2006-14	YAM-6027F 2	YAM-6026F	YAM-6026R	

Single numbers in the column FRONT identify number of lines in the kit | FRONT is OEM layout | RACE is 2 lines from Master Cylinder

MANUFACTURER	cc	MODEL	YEAR	FRONT	RACE	REAR	CLUTCH
YAMAHA	650	XJ 650	1980-84		YAM-6039F		
YAMAHA	650	XJ 650 TURBO		YAM-6010F 3			
YAMAHA	650	XJ 650 TURBO	1982-85		YAM-6040F		
YAMAHA	650	XVS 650 DRAGSTAR	1997	YAM-6013F 1			
YAMAHA	650	XVS 650 DRAGSTAR	1998-05	YAM-6032F 1			
YAMAHA	660	SZR 660	1996-97	YAM-6011F 1		YAM-6011R	
YAMAHA	660	XT 660 X	2011-13	Y01-1-074/P 1		Y01-2-036/P	
YAMAHA	660	XTZ 660 TENERE	1995-97	YAM-6012F 1		YAM-6012R	
YAMAHA	700	MT-07 (Non ABS)	2014-15	YAM-7016F 2	YAM-7017F	YAM-7016R	
YAMAHA	750	FZ 750	1985-86	YAM-7001F 3	YAM-7009F	YAM-7001R	YAM-7001C
YAMAHA	750	FZ 750	1987		YAM-7010F		
YAMAHA	750	FZ 750	1988	YAM-7002F 3	YAM-7010F	YAM-7002R	YAM-7002C
YAMAHA	750	FZR 750		YAM-7003F 3		YAM-7003R	
YAMAHA	750	FZR 750	1989-92		YAM-7011F		
YAMAHA	750	FZR 750 R OWO1		YAM-7004F 2		YAM-7004R	
YAMAHA	750	FZX 750	1987-89		YAM-7012F	YAM-7012R	
YAMAHA	750	TZ 750 F			YAM-7005F	YAM-7005R	
YAMAHA	750	XTZ 750 SUPER TENERE	1989-96		YAM-7013F	YAM-7013R	
YAMAHA	750	XV 750 VIRAGO	1995-96	YAM-7006F 3	YAM-7014F		YAM-7006C
YAMAHA	750	XV 750 VIRAGO	1992-94		YAM-7014F		YAM-7006C
YAMAHA	750	XV 750 VIRAGO	1997		YAM-7014F		YAM-7006C
YAMAHA	750	YZF 750-R	1995-96		YAM-7007F	YAM-7007R	YAM-7007C
YAMAHA	750	YZF 750-SP	1995-96		YAM-7008F	YAM-7008R	
YAMAHA	750	YZF-R7	1999-02		YAM-7015F	YAM-7015R	
YAMAHA	800	FZ8	2011-12	YAM-8006F 3	YAM-8007F	YAM-8006R	
YAMAHA	850	FZ 09 (Non ABS)	2014-15	YAM-8011F 2	YAM-8012F	YAM-8011R	
YAMAHA	850	MT-09 (ABS)	2014-15	YAM-8009F 4		YAM-8009R	
YAMAHA	850	MT-09 (Non ABS)	2014-15	YAM-8008F 2	YAM-8010F	YAM-8008R	
YAMAHA	850	TDM 850		YAM-8001F 3		YAM-8001R	
YAMAHA	850	TDM 850	1995	YAM-8002F 3		YAM-8002R	
YAMAHA	850	TDM 850	1996-01		YAM-8003F	YAM-8003R	
YAMAHA	850	TRX 850	1996-00		YAM-8004F	YAM-8004R	
YAMAHA	850	XS 850		YAM-8005F 3		YAM-8005R	
YAMAHA	900	TDM 900	2002-06	YAM-9005F 2	YAM-9006F	YAM-9005R	
YAMAHA	900	XJ 900	1984-85	YAM-9001F 5	YAM-9007F	YAM-9007R	
YAMAHA	900	XJ 900 F	1985		YAM-9008F		
YAMAHA	900	XJ 900 F	1986-87	YAM-9003F 3	YAM-9008F	YAM-9003R	
YAMAHA	900	XJ 900 F	1988-90		YAM-9008F		
YAMAHA	900	XJ 900 F	1991	YAM-9004F 3	YAM-9008F	YAM-9004R	
YAMAHA	900	XJ 900 F	1992-94		YAM-9008F		
YAMAHA	900	XJ 900 S DIVERSION	1995-01	YAM-9002F 2		YAM-9002R	
YAMAHA	950	XV 950 (STAR BOLT)	2013-14	YAM-9009F 1		YAM-9009R	
YAMAHA	1000	FZ1 & FZ1 FAZER	2006	YAM-10017F 2	YAM-10018F	YAM-10017R	
YAMAHA	1000	FZ1 FAZER 1000	2007-09	YAM-10025F 2	YAM-10026F	YAM-10025R	
YAMAHA	1000	FZR 1000 EXUP	1989		YAM-10001F	YAM-10001R	YAM-10001C
YAMAHA	1000	FZR 1000 EXUP	1990-95		YAM-10002F	YAM-10002R	YAM-10002C

Single numbers in the column FRONT identify number of lines in the kit | FRONT is OEM layout | RACE is 2 lines from Master Cylinder

MANUFACTURER	cc	MODEL	YEAR	FRONT	RACE	REAR	CLUTCH
YAMAHA	1000	FZR 1000 EXUP	1991	YAM-10003F 3		YAM-10003R	YAM-10003C
YAMAHA	1000	FZR 1000 GENESIS	1987-88	YAM-10004F 3	YAM-10019F	YAM-10004R	YAM-10004C
YAMAHA	1000	FZR 1000-R EXUP	1995		YAM-10005F	YAM-10005R	
YAMAHA	1000	FZS 1000 FAZER EXUP	2002-04	YAM-10010F 3	YAM-10011F	YAM-10011R	
YAMAHA	1000	FZS 1000 FAZER EXUP	2005	YAM-10010F 3	YAM-10011F	YAM-10016R	
YAMAHA	1000	GTS 1000	1990-96	YAM-10006F 3		YAM-10006R	
YAMAHA	1000	XV 1000 TR1	1981-85		YAM-10020F		
YAMAHA	1000	XV 1000 VIRAGO	1986	YAM-10007F 3	YAM-10021F		
YAMAHA	1000	XV 1000 VIRAGO	1987-89		YAM-10021F		
YAMAHA	1000	YZF 1000 R THUNDERACE	1996-00		YAM-10008F	YAM-10008R	YAM-10008C
YAMAHA	1000	YZF R1	1998-03		YAM-10009F	YAM-10009R	
YAMAHA	1000	YZF R1	2004-05	YAM-10012F 3	YAM-10013F	YAM-10012R	
YAMAHA	1000	YZF R1	2006	YAM-10012F 3	YAM-10013F	YAM-10014R	
YAMAHA	1000	YZF R1	2007-08	YAM-10024F 2	YAM-10023F	YAM-10023R	
YAMAHA	1000	YZF R1	2009-11	YAM-10028F 2	YAM-10027F	YAM-10027R	
YAMAHA	1000	YZF R1	2015-17	YAM-10031F 5		YAM-10031R	
YAMAHA	1000	YZF R1 'SUPER SPORTS'	2012-14	YAM-10029F 3	YAM-10030F	YAM-10029R	
YAMAHA	1100	BT 1100 BULLDOG	2004-05	YAM-11004F 3	YAM-11005F	YAM-11004R	
YAMAHA	1100	FJ 1100	1985-86	YAM-11001F 5		YAM-11001R	YAM-11001C
YAMAHA	1100	XS 1100 S	1997-on	YAM-11002F 3		YAM-11002R	
YAMAHA	1100	XV 1100 VIRAGO	1989-99		YAM-10022F		
YAMAHA	1100	XV 1100 VIRAGO	1994-97	YAM-11003F 3			
YAMAHA	1100	XVS 1100 DRAGSTAR	1999-00		2 YAM-11008F	YAM-11008R	
YAMAHA	1100	XVS 1100 DRAGSTAR	2001-09	YAM-11007F 2	YAM-11008F	YAM-11008R	
YAMAHA	1200	FJ 1200	1985-86	YAM-12001F 5		YAM-12001R	YAM-12001C
YAMAHA	1200	FJ 1200	1990	YAM-12002F 3		YAM-12002R	
YAMAHA	1200	FJ 1200	1994	YAM-12003F 3			
YAMAHA	1200	FJ 1200 (Non antitive / ABS)	1988-99		YAM-12007F		YAM-12007C
YAMAHA	1200	V-MAX	1985-04	YAM-12004F 3	YAM-12006F	YAM-12004R	
YAMAHA	1200	XJR 1200	1995-97		YAM-12005F	YAM-12005R	YAM-12005C
YAMAHA	1300	FJR 1300	2000-05		YAM-13004F	YAM-13004R	
YAMAHA	1300	XJR 1300	1999-06		YAM-13003F	YAM-13003R	YAM-13003C
YAMAHA	1300	XJR 1300	2007-08		YAM-13007F	YAM-13007R	
YAMAHA	1300	XVS MIDNIGHT STAR	2011-14	YAM-13008F 3			
YAMAHA	1300	XVZ 1300 A ROYAL STAR	1996-97	YAM-13001F 3		YAM-13001R	
YAMAHA	1300	XVZ 1300 A ROYAL STAR / TOUR	1996-99		YAM-13005F		
YAMAHA	1300	XVZ 1300 T VENTURE STAR	2000-02		YAM-13006F		
YAMAHA	1300	XVZ 1300A T CLASSIC	1997	YAM-13002F 3		YAM-13002R	
YAMAHA	1600	XV 1600A WILD STAR	2000-02		YAM-16001F	YAM-16001R	
YAMAHA	1700	MT 01	2005-08	YAM-17001F 2		YAM-17001R	YAM-17001C
YAMAHA	1700	XV 1700 ROADSTAR WARRIOR	2002-03	YAM-17002F 2		YAM-17002R	
YAMAHA	1700	XV 1700 ROADSTAR WARRIOR	2004-05	YAM-17003F 2			

## Road motorbike cables Standard & Braided

- ▶ Stainless steel braided outers  
or
- ▶ Standard outers in black & colours
- ▶ Metric Cruisers
- ▶ Naked Bikes
- ▶ If not listed can be made if original cable is supplied



Cables can be made in a range of colours. (Subject to availability)



Example Push Pull cable in Black Conduit

## Numbering system for cables

**Y01-1-001 - BL**

**Manufacturer**

**Cable number**

**Cable Colour**

**BK - Black**

**GY - Grey**

**WT - White**

**RD - Red**

**OR - Orange**

**YE - Yellow**

**GR - Green**

**BL - Blue**

**1 = front brake**

**2 = rear brake**

**3 = clutch**

**4 = throttle**

**5 = choke**

**6 = decompression**

**7 = speedo**

**8 = tacho**

**10 = oil pump**

**11 = power valve**

Check out our resources section online at

[www.venhill.co.uk](http://www.venhill.co.uk)

for more information about the products we can offer



Manufacturer, Model, CC & Year		CLUTCH (add /B for braided cable)	THROTTLE STANDARD (O – Open / C – close)	THROTTLE BRAIDED (O – Open / C – close)	888 TWISTGRIP (remove 888 for cables only)	600A TWISTGRIP (remove /9 for cables only)	CHOKE STANDARD	CHOKE BRAIDED
<b>CCM</b>								
CR 40	Café Racer		C01-4-032					
<b>HONDA</b>								
RS 125	125	H02-3-125	H02-4-115					
CB 250/360/400N/T CM 400T (HIGH BAR)	250+		H02-4-106					
CB400 V-TECH	400	H02-3-047	H02-4-057					
RVF 400	400		Standard throttle H02-4-100	HRC T/grip HRC-4-100	H02-4-109/888	H02-4-049/9		
CX 500	500	H02-3-101						
CBR 600	600	H02-3-107						
CB 600 RR FIREBLADE (FUEL INJECTED)	600	H02-3-107						
CBR 600 RR	600	H02-3-110						
CBR 600 RR	600	H02-3-110	H02-4-113		H02-4-112/888			
NC 700 X & A	700	H02-3-111						
CB 750 F A SPORT	750		H02-4-105 SPORT CONTROL KIT					H02-4-047/9 (FUEL INJECTED)
NC 750 S	750	H02-3-111						
V7750C Shadow Aero	750	H02-3-126						
VFR 800	800		H02-4-101 (pair)					
CBR 900 FIREBLADE	900	H02-3-100						
CBR 900 FIREBLADE	900	H02-3-100	H02-4-102 (pair)					
CBR 900 FIREBLADE	900	H02-3-100						
CBR 1000 RR FIREBLADE	1000		H02-4-103 (pair)					
CBR 1000 RR FIREBLADE	1000	H02-3-108	H02-4-104 (pair)					
CBR 1000 RR FIREBLADE	1000	H02-3-109						
CB 1100 RD	1100	H02-3-106						
CB 1100 XX 'Blackbird'	1100		Carb injected H02-4-111					
CB 1100 XX 'Blackbird'	1100		Fuel injected H02-4-110					
<b>KAWASAKI</b>								
KR C3	250		Powervalve Left K02-11-100	Powervalve Right K02-11-101				
ZX6-R	600	K02-3-108						K02-4-100/888
ZX6-R	600	K02-3-108						

Manufacturer, Model, CC & Year	CLUTCH (add /B for braided cable)	THROTTLE STANDARD (O – Open / C – close)	THROTTLE BRAIDED (O – Open / C – close)	888 TWISTGRIP (remove 888 for cables only)	600A TWISTGRIP (remove /B for cables only)	CHOKE STANDARD	CHOKE BRAIDED
ZX6-R	600	2013-15					
ER-6F / ER-6N	650	2006-08	K02-3-116				
ER-6F / ER-6N	650	2009-11	K02-3-117				
ER-6F / ER-6N	650	2012-16	K02-3-127				
Ninja 650	650	2017-18	Enquire				
Z 650	650	2017-18	Enquire				
KLR 650	650	1987-05	K02-4-116	K02-4-103/888			
KLR 650	650	2006-07	K02-3-137				
KLR 650	650	2008-17	K02-3-138				
W650 (A1-A4)	650	1999-02	K02-3-134				
ZR-750 (Non-ABS)	750	2004-06	K02-3-121				
ZR-750 (Non-ABS)	750	2007-11	K02-3-129				
ZR-750 (Non-ABS)	750	2012	Enquire				
ZR-750 (ABS)	750	2007-10	Enquire				
ZR-750 (ABS)	750	2011-12	Enquire				
Z-750S	750	2005-07	K02-3-121	K02-5-010			
W800 (EJ800)	800	2011-16	K02-3-132				
VN900 Vulcan Classic	900	2006-17	K02-3-133				
ZX-9R	900	1998-99	K02-3-112				
ZX-9R	900	2000-01	K02-3-122				
ZX-9R	900	2002-03	K02-3-123				
Z-1000	1000	2003-06	Enquire				
Z-1000	1000	2007-08	Enquire			K02-5-009	
ZX-10R	1000	2004-05	K02-3-124				
ZX-10R	1000	2006-07	K02-3-125				
ZX-10R	1000	2008-09	K02-3-130			K02-4-108/10A	
ZX-10R	1000	2010	K02-3-130			K02-4-109/10A	
ZX-10R	1000	2011-15	K02-3-107			K02-4-105/10A	
ZX-10R	1000	2016-17	K02-3-131			K02-4-110/10A	
ZX-11R (C1-C4)	1100	1990-93					
ZX-11R (D1-D9)	1100	1993-01	K02-4-118				
KZ 1300 (Europe)	1300	1979-82	K02-3-135				
KZ 1300 (USA)	1300	1979-82	K02-3-136				
ZX-14 (Non-ABS)	1400	2006-11	Enquire				
ZX-14R (Non-ABS)	1400	2012-15	Enquire				
ZX-14 (ABS)	1400	2006-11	Enquire				
ZX-14R (ABS)	1400	2012-15	Enquire				

Manufacturer, Model, CC & Year	CLUTCH (add /B for braided cable)	THROTTLE STANDARD (O – Open / C – close)	THROTTLE BRAIDED (O – Open / C – close)	888 TWISTGRIP (remove 888 for cables only)	600A TWISTGRIP (remove /B for cables only)	CHOKE STANDARD	CHOKE BRAIDED			
<b>KSR MOTO</b>										
CODE 125	125	2013-16	K06-4-001							
GRS 125	125	2015-16	K06-4-001							
TW 125	125	2015-16	K06-4-001							
WORX 125	125	2013-16	K06-4-001							
<b>KTM</b>										
RC8 R	1190	2008-11	KTM-11001C			K01-4-100/888				
<b>SUZUKI</b>										
RGV 250 T (E24)	250	1996		OIL PUMP CABLE	THROTTLE LEFT	THROTTLE RIGHT	P.VALVE FRONT (LH)	P.VALVE REAR (LH)	P.VALVE REAR (RH)	
GSF (S) BANDIT	600	2000-03		S01-10-100	S01-4-103	S01-4-104	S01-11-002	S01-11-001	S01-11-004	
GSX-R	600	2004-05		S01-3-108			S01-4-107/888	S01-4-057/9		
GSX-R	600	2011-13					S01-4-105/888	S01-4-057/9		
SV650 'Naked'	650	1999-02					S01-4-109/888			
SV650 'Naked'	650	2003-08		S01-3-101	S01-4-108 (PAIR)		S01-4-102/888			
SV650 'S'	650	2003-08			S01-4-106 (PAIR)					
SV650 'S' +60mm	650	2003-08			S01-4-106/C (PAIR)					
GSXR	750	2006-10					S01-4-100/888			
SV1000	1000	2003-07			S01-4-108 (PAIR)					
SV1000 'S' MODEL + 60mm	1000	2003-07			S01-4-106 (PAIR)					
		2003-07			S01-4-106/C (PAIR)					
GSX 1300 R	1300	1999-07		SUZ-13001C	S01-4-061 (PAIR)	S01-4-061/B (PAIR)			S01-5-100	S01-5-100/B
<b>TRIUMPH</b>										
DAYTONA R	675	2006-11					T01-4-128/888			
STREET TRIPLE	675	2007-12		T01-3-115	T01-4-135 (PAIR)					
STREET TRIPLE	675	2013-14		T01-3-115						
STREET TRIPLE R	675	2008-12		T01-3-115	T01-4-135 (PAIR)					
STREET TRIPLE R	675	2013-14		T01-3-115						
<b>YAMAHA</b>										
TZ 250	250	1996-97		Y01-3-113	Y01-4-108					

Manufacturer, Model, CC & Year		CLUTCH (add /B for braided cable)	THROTTLE STANDARD (O – Open / C – close)	THROTTLE BRAIDED (O – Open / C – close)	888 TWISTGRIP (remove 888 for cables only)	600A TWISTGRIP (remove /B for cables only)	CHOKE STANDARD	CHOKE BRAIDED
TZ 250	250 1998-99		Y01-4-108					
RD 350 YPVS	350 1983-85	Y01-3-137						
XV 535 Virago	535 1987-94	Y01-3-134	Y01-4-111					
YZF-R6	600 2001-04					Y01-4-041/9		
YZF-R6	600 2005	Y01-3-124				Y01-4-041/9		
YZF-R6	600 2006-11					Y01-4-043/9		
YZF-R6	600 2008-14		Y01-4-102		Y01-4-101/888	Y01-4-043/9		
FZ 6 FAZER	600 2005		Y01-4-050					
650 XVS DRAGSTAR	650 2001-11	Y01-3-117	Y01-4-103	Y01-4-103/B				
Plus 150mm (6")		Y01-3-120	Y01-4-055	Y01-4-055/B				
XT 660 Z 'Tenere'	660 2008-15	Y01-3-058	Y01-4-080					
FJ-07 700 'Tracer'	700 2016	Y01-3-135						
XSR 900	900	Y01-3-125						
MT-09 (Non-ABS)	900	Y01-3-125						
YZF-R1	1000 1997-03	Y01-3-110						
YZF-R1	1000 2004-06	Y01-3-114	Y01-4-107					
YZF-R1	1000 2007-08	Y01-3-114	Y01-4-109		Y01-4-104/888			
YZF-R1	1000 2009-14	Y01-3-123	Y01-4-110		Y01-4-106/888			
YZF-R1	1000 2015-17	Y01-3-136					Y01-5-007	
FZS 1000 (FZ1 Fazer)	1000 2001-05	Y01-3-133					Y01-5-003	Y01-5-003/B
1100 XVS DRAGSTAR	1100 1999						Y01-5-003	Y01-5-003/B
1100 XVS DRAGSTAR	1100 2000-01	Y01-3-118					Y01-5-003	Y01-5-003/B
(*2002 change bracket)	1100 2002-04	Y01-3-118	Y01-4-103 (PAIR)	Y01-4-103/B*			Y01-5-003	Y01-5-003/B
	1100 2005-09	Y01-3-118					Y01-5-003	Y01-5-003/B
1700 ROADSTAR	1700 2005	Y01-3-119	Y01-4-054	Y01-4-054/B				
Plus 150mm (6")	1700 2005	Y01-3-122	Y01-4-057	Y01-4-057/B				

## Classic Road Bike Cables & Hoses

- ▶ All made with Teflon Liners
- ▶ Stainless steel wire for clutch, throttle and choke cables.
- ▶ Galvanised steel wire for brake cables.
- ▶ Stainless Steel Braided Hoses
- ▶ UK Factory Made & Tested
- ▶ Separate Fitting for Perfect Alignment
- ▶ Hose Fittings available in:
  - Chrome
  - Stainless Steel
  - Black
- ▶ Stainless steel braided or PVC coated in a range of colours...



## Numbering system for cables

**Y01-1- 001 - BL**

Manufacturer

Cable number

Cable Colour

BK - Black

GY - Grey

WT - White

RD - Red

OR - Orange

YE - Yellow

GR - Green

BL - Blue

1 = front brake

2 = rear brake

3 = clutch

4 = throttle

5 = choke

6 = decompression

7 = speedo

8 = tachometer

10 = oil pump

11 = power valve



Check out our resources section online at

[www.venhill.co.uk](http://www.venhill.co.uk)

for more information about the products we can offer

Model Type, Size & Year	FRONT BRAKE	REAR BRAKE	CLUTCH CABLE	THROTTLE CABLE (s)	CHOKE	SPEEDO	TACHO
<b>BMW</b>							
<b>BMW 450cc</b>							
R45 1978-80	BMW-4001F		B03-3-104	B03-4-120		B03-7-101	B03-8-101
R45 1981-85	BMW-4001F		B03-3-104	B03-4-124	B03-5-101	B03-7-101	B03-8-101
		(2 in pkt, J/Box to Carb)		B03-4-126	B03-5-102	(Choke, J/Box to Carb)	
<b>BMW 500cc</b>							
R50, R50S, R50/2 1955-67	B03-1-101		B03-3-101	B03-4-101		B03-7-101	B03-8-101
As above with 'HI' - BAR	B03-1-101A		B03-3-101A	B03-4-101A		B03-7-101	B03-8-101
As above with 'US' - BAR	B03-1-101B					B03-7-101	B03-8-101
R50/5 1969-73	B03-1-102		B03-3-102	B03-4-101		B03-7-101	B03-8-101
As above with 'HI' - BAR			B03-3-103	B03-4-101A		B03-7-101	B03-8-101
As above with 'US' - BAR			B03-3-103			B03-7-101	B03-8-101
<b>BMW 600-650cc</b>							
R60, R60/2 1955-67	B03-1-101		B03-3-101	B03-4-101		B03-7-101	B03-8-101
As above with 'HI' - BAR	B03-1-101A		B03-3-101A	B03-4-101A		B03-7-101	B03-8-101
As above with 'US' - BAR						B03-7-101	B03-8-101
R60/5, R60/6, 1969-76	B03-1-102		B03-3-102	B03-4-101		B03-7-101	B03-8-101
As above with 'HI' - BAR			B03-3-103	B03-4-101A		B03-7-101	B03-8-101
As above with 'US' - BAR			B03-3-103			B03-7-101	B03-8-101
R60/7 1976-78	B03-1-103		B03-3-102	B03-4-101		B03-7-101	B03-8-101
As above with 'HI' - BAR	B03-1-104		B03-3-103	B03-4-101A		B03-7-101	B03-8-101
R60T up to 1980	B03-1-106		B03-3-103	B03-4-122		B03-7-101	B03-8-101
R65 1978-80	BMW-6001F		B03-3-104	B03-4-120		B03-7-101	B03-8-101
R65 1981-85	BMW-6001F		B03-3-104	B03-4-124	B03-5-101	B03-7-101	B03-8-101
		(2 in pkt, J/Box to Carb)		B03-4-126	B03-5-102	(Choke, J/Box to Carb)	
R65 LS 1982-85	BMW-6006F		B03-3-104	B03-4-124	B03-5-101	B03-7-101	B03-8-101
		(2 in pkt, J/Box to Carb)		B03-4-126	B03-5-102	(Choke, J/Box to Carb)	
R69, R69S 1955-67	B03-1-101		B03-3-101	B03-4-101		B03-7-101	B03-8-101
As above with 'HI' - BAR	B03-1-101A		B03-3-101A	B03-4-101A		B03-7-101	B03-8-101
F650 1993 – 2000			B03-3-109				B03-8-102
<b>BMW 750cc</b>							
R75/5 1969-74	B03-1-102		B03-3-102	B03-4-120		B03-7-101	B03-8-101
As above with 'HI' - BAR			B03-3-103	B03-4-122		B03-7-101	B03-8-101
R75/6, R75/7 1973-77	B03-1-103		B03-3-102	B03-4-120		B03-7-101	B03-8-101
As above with 'HI' - BAR	B03-1-104		B03-3-103	B03-4-122		B03-7-101	B03-8-101
R75T up to 1980	B03-1-106		B03-3-103	B03-4-122		B03-7-101	B03-8-101
K75C 1985-87	BMW-7001F	BMW-7001R	B03-3-105	B03-4-112	B03-5-103		
K75S 1986-87	BMW-7003F	BMW-7003R	B03-3-106	B03-4-115	B03-5-104		
K75T 1986-87	BMW-7002F	BMW-7002R	B03-3-105	B03-4-116	B03-5-105		
As above with 'US' - BAR		BMW-7002R					
K75 1987	BMW-7001F	BMW-7001R	B03-3-106	B03-4-112	B03-5-103		
K75 1988	BMW-7001F	BMW-7001R	B03-3-106	B03-4-119	B03-5-103		
K75C 1988	BMW-7001F		B03-3-105	B03-4-119	B03-5-103		
K75 1989-96	BMW-7001F	BMW-7001R	B03-3-106	B03-4-119	B03-5-103		
As above with 'US' - BAR		BMW-7001R					

Model Type, Size & Year	FRONT BRAKE	REAR BRAKE	CLUTCH CABLE	THROTTLE CABLE (s)	CHOKE	SPEEDO	TACHO
K75S 1989-96	BMW-7003F	BMW-7003R	B03-3-106	B03-4-117		B03-5-104	
K75LT/RT 1990-96	BMW-7002F	BMW-7002R	B03-3-105	B03-4-118		B03-5-105	
<b>BMW 800cc</b>							
R80/7 1977-80 Cables	B03-1-103		B03-3-102	B03-4-120			B03-7-101 B03-8-101
" " " " Brake Hoses	BMW-8004F						
As above with 'HI' - BAR	B03-1-104		B03-3-103	B03-4-122			B03-7-101 B03-8-101
R80T up to 1980	B03-1-106		B03-3-103	B03-4-122			B03-7-101 B03-8-101
" " " " Brake Hoses	BMW-8005F		lever to J/box				
R80G/S 1980-87	BMW-8001F		B03-3-103	B03-4-125		B03-5-101A	
R80ST 1982-84			B03-3-103	B03-4-125		B03-5-101A	B03-7-101 B03-8-101
R80RT 1982-84	BMW-8003F	BMW-8003R	B03-3-103	B03-4-125		B03-5-101A	B03-7-101 B03-8-101
R80RT 1985-88	BMW-8003F	BMW-8003R	B03-3-103	B03-4-125		B03-5-101A	B03-7-101 B03-8-101
R80 1985-94			B03-3-102	B03-4-124		B03-5-101	
R80G/S P-D 1986-87	BMW-8001F		B03-3-103	B03-4-125		B03-5-101A	
R80GS 1988-94			B03-3-103	B03-4-125		B03-5-101A	
R80RT 1989-94			B03-3-103	B03-4-125		B03-5-101A	B03-7-101 B03-8-101
R80R 1994			B03-3-102	B03-4-124		B03-5-101	B03-7-101 B03-8-101
28/32mm Bing Carbs.		(2 in pkt, J/Box to Carb)		B03-4-126		B03-5-102	(Choke, J/Box to Carb)
40mm Bing Carbs		(2 in pkt, J/Box to Carb)		B03-4-127			
<b>BMW 850cc</b>							
R850 / R850RT 1995-97			B03-3-107			B03-5-106	
<b>BMW 900cc</b>							
R90/6 1973-76	B03-1-103		B03-3-102	B03-4-120			B03-7-101 B03-8-101
As above with 'HI' - BAR	B03-1-104		B03-3-103	B03-4-120A			B03-7-101 B03-8-101
R90S 1973 Dellorto Carb	B03-1-103		B03-3-102	B03-4-105		(Dellorto)	B03-7-101 B03-8-101
R90S 1973-76 Bing Carb	B03-1-103		B03-3-102	B03-4-101		B03-5-107	B03-7-101 B03-8-101
<b>BMW 1000cc</b>							
R100/7 1976-79 Cables	B03-1-103		B03-3-102	B03-4-121			B03-7-101 B03-8-101
" " " " Brake Hoses	BMW-10009F	BMW-10009R					
As above with 'HI' - BAR	B03-1-104		B03-3-103	B03-4-123			B03-7-101 B03-8-101
R100S 1976-80 Cables	B03-1-105		B03-3-102	B03-4-121			B03-7-101 B03-8-101
" " " " Brake Hoses	BMW-10009F	BMW-10009R					
R100RS 1976-80 Cables	B03-1-105		B03-3-102	B03-4-121			B03-7-101 B03-8-101
" " " " Brake Hoses	BMW-10009F	BMW-10009R					
R100T 1979-80 Cables	B03-1-106		B03-3-103	B03-4-123			B03-7-101 B03-8-101
" " " " Brake Hoses	BMW-10009F	BMW-10009R					
As above with 'US' - BAR			B03-3-103				B03-7-101 B03-8-101
R100RT 1979-80 Cables	B03-1-106		B03-3-103	B03-4-123			B03-7-101 B03-8-101
" " " " Brake Hoses	BMW-10009F	BMW-10009R		Control lever to J/box			
R100 1981-84	BMW-10010F		B03-3-103	B03-4-125		B03-5-101	B03-7-101 B03-8-101
R100CS 1981-84 Single Disc	BMW-10010F		B03-3-103	B03-4-125		B03-5-101A	B03-7-101 B03-8-101
" " " " " Twin Discs	BMW-10011F		B03-3-103	B03-4-125		B03-5-101A	B03-7-101 B03-8-101
R100RS 1981-84	BMW-10006F	BMW-10006R	B03-3-102	B03-4-124		B03-5-101B	B03-7-101 B03-8-101



Model Type, Size & Year	FRONT BRAKE	REAR BRAKE	CLUTCH CABLE	THROTTLE CABLE (s)	CHOKE	SPEEDO	TACHO
R100RT 1981-84	BMW-10007F	BMW-10007R (Throttle,J/Box to Carb)	B03-3-103	B03-4-125 B03-4-127	B03-5-101A B03-5-102	B03-7-101 (Choke, J/Box to Carb)	B03-8-101
R100RS 1987-88			B03-3-102	B03-4-124	B03-5-101B	B03-7-101	B03-8-101
R100RS 1989-93			B03-3-102 (Throttle,J/Box to Carb)	B03-4-124 B03-4-126	B03-5-101B B03-5-102	B03-7-101 (Choke, J/Box to Carb)	B03-8-101
R100RT 1987-88			B03-3-103	B03-4-125	B03-5-101A	B03-7-101	B03-8-101
R100RT 1989-94			B03-3-103	B03-4-125	B03-5-101A	B03-7-101	B03-8-101
R100RT Classic 1995-96			B03-3-103 (Throttle,J/Box to Carb)	B03-4-125 B03-4-126	B03-5-101A B03-5-102	B03-7-101 (Choke, J/Box to Carb)	B03-8-101
R100R 1992-94			B03-3-103	B03-4-128		B03-7-101	B03-8-101
R100R Mystic 1994-96			B03-3-103	B03-4-128		B03-7-101	B03-8-101
R100R Classic 1995-96			B03-3-103	B03-4-128		B03-7-101	B03-8-101
R100GS 1987-94			B03-3-103	B03-4-128		B03-7-101	B03-8-101
R100GS P-D 1993-94			B03-3-103	B03-4-128		B03-7-101	B03-8-101
R100GS P-D Classic 95-96	BMW-10005F	BMW-10005R	B03-3-103	B03-4-128		B03-7-101	B03-8-101
K100 1983-87	BMW-10001F	BMW-10001R	B03-3-106	B03-4-112	B03-5-103		
K100 1988-90	BMW-10001F	BMW-10001R	B03-3-106	B03-4-119	B03-5-103		
K100RS 1983-87 Not ABS	BMW-10003F	BMW-10003R	B03-3-106	B03-4-115	B03-5-104		
K100RS 1988-90 Not ABS	BMW-10003F	BMW-10003R	B03-3-106	B03-4-117	B03-5-104		
K100RS Spl.Edtn. 1988-90			B03-3-106	B03-4-117	B03-5-104		
K100RT 1984-87	BMW-10004F	BMW-10004R	B03-3-105	B03-4-116	B03-5-105		
K100RT 1984-87 'US'-BAR	BMW-10004F	BMW-10004R		B03-4-116A	B03-5-105		
K100RT 1988-On	BMW-10004F	BMW-10004R	B03-3-105	B03-4-118	B03-5-105		
K100RT 1988-On 'US'BAR	BMW-10004F	BMW-10004R		B03-4-118A	B03-5-105		
K100LT 1986-87 ABS	BMW-10002F	BMW-10002R	B03-3-105	B03-4-116	B03-5-105		
K100LT 1988-92 ABS	BMW-10002F	BMW-10002R	B03-3-105	B03-4-118	B03-5-105		
K '1' 1989-93	BMW-10012F	BMW-10012R	B03-3-106				
<b>BMW 1100cc</b>							
K1100 LT/RT 1992-On			B03-3-105				
K1100 RS 1992-On			B03-3-106				
R1100 GS 94-99 Not ABS	BMW-11002F	BMW-11002R	B03-3-107				
R1100RT / R1100			B03-3-107		B03-5-106		
R1100RS 1992-01			B03-3-110				
R1100RS (ABS) 1992-01	BMW-11005F	BMW-11005R	B03-3-110				
<b>BMW 1200cc</b>							
K1200 LT 1999 (with ABS Non Integrated)	B03-1-116/P	B03-2-103/P					
K1200 LT 2004-09 (Integrated ABS)	B03-1-109/P	B03-2-101/P					
<b>ARMSTRONG</b>							
MT 500 1984-on			C01-3-019				
<b>CZ</b>							
<b>CZ 125/175cc</b>							
MK1 – MK5 MODELS			C04-3-100				

Model Type, Size & Year	FRONT BRAKE	REAR BRAKE	CLUTCH CABLE	THROTTLE CABLE (s)	CHOKE	SPEEDO	TACHO
<b>CZ 250/350cc</b>							
ALL MODELS			C04-3-101				
<b>DUCATI</b>							
<b>DUCATI 600cc</b>							
600 PANTAH " " " "			D02-3-102	D02-4-109 (Long) D02-4-110 (Short)		D02-7-102	D02-8-102
600 PANTAH TL " " " " "	D02-1-103/P		D02-3-104	D02-4-111 (Long) D02-4-112 (Short)		D02-7-102	D02-8-102
<b>DUCATI 750cc</b>							
750S 1970-84		D02-2-101	D02-3-101				
750SS 1970-84		D02-2-101	D02-3-101				
750GT 1970-84 " " " " "			D02-3-103	D02-4-104			
" " " " "			Short (J/box to carb 32mm)	D02-4-105			
" " " " "			Long (J/box to carb 32mm)	D02-4-106			
<b>DUCATI 860cc</b>							
860GT 1970-84 " " " " "		D02-2-100T4	D02-3-103	D02-4-104			
" " " " "			Short (J/box to carb 32mm)	D02-4-105			
" " " " "			Long (J/box to carb 32mm)	D02-4-106			
<b>DUCATI 900cc</b>							
900SS 1970-83 " " " " "	DUC-9001F		D02-3-101	D02-4-107 (Long) D02-4-108 (Short)		D02-7-101	D02-8-101
900SS 1984 " " " " "	DUC-9002F		D02-3-101	D02-4-107 (Long) D02-4-108 (Short)		D02-7-101	D02-8-101
900SS 1993 900SSD 1970-84 " " " " "	DUC-9022F	DUC-9022R	D02-3-101	D02-4-107 (Long) D02-4-108 (Short)		D02-7-101	D02-8-101
900MHR 1970-84 900 DARMAH 1970-84			D02-3-101 D02-3-103	D02-4-101 D02-4-102	T/G to J/box		
			Short (J/box to carb 40mm)	D02-4-102			
			Long (J/box to carb 40mm)	D02-4-103			
<b>HONDA</b>							
CB 250/360/400N/T 1978-79 CM400T (HIGH BAR)				H02-4-106			
VFR 400 R NC24 1987-88	HON-4016F	HON-4016R		H02-4-067			
VFR 400 R NC30 1989-92 VF1000R 1985-86	HON-4017F	HON-4017R		Standard H02-4-061 H02-4-114	HRC T/G assembly HRC-4-061		
<b>KAWASAKI</b>							
<b>KAWASAKI 1000cc</b>							
AR 50 (A1) 1982			K02-3-106				
Z 250 (A1-A2) 1979-82			K02-3-105				
VN800 Vulcan Drifter 1999-06						K02-7-104	
ZL1000 ELIMINATOR 1987					K02-5-006		

Model Type, Size & Year	FRONT BRAKE	REAR BRAKE	CLUTCH CABLE	THROTTLE CABLE (s)	CHOKE	SPEEDO	TACHO	
<b>LAVERDA</b>								
<b>LAVERDA 500-750cc</b>								
ALPINO 500			L02-3-102			L02-7-102		
MONTJUICH 500		LAV-5001R	L02-3-102			L02-7-102	L02-8-105	
750 MODELS Nippondenso clock 'Ghost'						L02-7-102	L02-8-104	
						L02-7-107		
<b>LAVERDA 1000-1200cc</b>								
JOTA MODELS LOW BAR	LAV-7001F	LAV-7001R	L02-3-100T4	L02-4-101		L02-7-102	L02-8-102	
JOTA MODELS HI-BAR	LAV-7001F	LAV-7001R	L02-3-101T4	L02-4-103		L02-7-102B (+2")	L02-8-102	
JOTA MODELS Nippondenso clock 1000 RGA Nippondenso clock						L02-7-104	L02-8-101	
1000 RGS 1983						L02-7-101		
1000 SFC with Veglia Clock							L02-8-103	
1200 MIRAGE						L02-7-103	L02-8-102	
JIRAMA						L02-7-102		
<b>MOTO GUZZI</b>								
<b>MOTO GUZZI 500cc</b>								
V50 MK2 MODELS	M06-1-100		M06-3-100	M06-4-100	Note: A= inner only. Remove A for Inner & outer		M06-7-102A	M06-8-101A
V50 MK3 MODELS			M06-3-101	M06-4-101			M06-7-102A	M06-8-101A
<b>MOTO GUZZI 650cc</b>								
V65GT 1989	GUZ-6001F	GUZ-6001R						
<b>MOTO GUZZI 850cc</b>								
LE MANS MK1	Twin disc		M06-3-102	M06-4-102		M06-7-100	M06-8-100	
LE MANS MK2	Twin disc		M06-3-102	M06-4-103			M06-8-101	
LE MANS MK3	Twin disc		M06-3-102	M06-4-109			M06-8-104	
850 T2 1974-77	Single disk							
850 T2 California 1974-77				M06-4-108				
850 T3 1975-78	Linked Brkng.		M06-3-105	M06-4-105		M06-7-101	M06-8-102A	
850 T3 California 1975-78	Linked Brkng.		M06-3-104	M06-4-104		M06-7-101	M06-8-102A	
850 T3 1980-83				M06-4-107				
850 T4 1979-83				M06-4-107		M06-7-101	M06-8-102A	
<b>MOTO GUZZI 1000cc</b>								
SPADA MK1-MK2			M06-3-102	M06-4-106 (for twin pull)		M06-7-101	M06-8-101A	
V-1000 Convert 1975-78	Twin disc					M06-7-101		
<b>MZ</b>								
<b>MZ 125/150cc</b>								
TS 125/150 1973-84	M05-1-101	M05-2-100	M05-3-103	M05-4-105		M05-7-101		
TS 125/150 Hi-Bar 1973-84	M05-1-100	M05-2-100	M05-3-104		M05-5-101	M05-7-101		
ETZ 125/150	M05-1-100	M05-2-100	M05-3-103	M05-4-105		M05-5-101	M05-7-101	
<b>MZ 250cc</b>								
TS 250/1 Sport 1974-80	M05-1-101		M05-3-101			M05-5-101	M05-7-102	M05-8-102

Model Type, Size & Year	FRONT BRAKE	REAR BRAKE	CLUTCH CABLE	THROTTLE CABLE (s)	CHOKE	SPEEDO	TACHO	
TS 250/1 Hi-Bar 1974-80	M05-1-100		M05-3-100			M05-5-101	M05-7-102	M05-8-102
TS 250/2 Sport	M05-1-101		M05-3-101			M05-5-101	M05-7-102	M05-8-102
TS 250/2 Hi-Bar	M05-1-100		M05-3-100			M05-5-101	M05-7-102	M05-8-102
250/5 Sport 1978-80	M05-1-101		M05-3-102			M05-5-101	M05-7-102	M05-8-102
250/5 Hi-Bar 1978-80	M05-1-100		M05-3-100		<b>OIL PUMP</b>	M05-5-101	M05-7-102	M05-8-102
ETZ 250 UP TO 1981	M05-1-100		M05-3-101		M05-10-100	M05-5-100	M05-7-102	M05-8-102
ETZ 250 1982-on	MZ-2001F		M05-3-105	M05-4-106	M05-10-100	M05-5-100	M05-7-102	M05-8-103
ETZ 251 1990-92			M05-3-106		M05-10-100	M05-5-100	M05-7-102	M05-8-103
ETZ 251 1993-on			M05-3-106		M05-10-100	M05-5-100	M05-7-102	M05-8-103
<b>MZ 600cc</b>								
660 Roadster	MZ-6001F		MZ-6001R					
660 Scorpion Traveller 1997	MZ-6002F		MZ-6002R					
<b>MZ SIMPSON</b>								
<b>SIMPSON 50cc</b>								
1978-80 MODELS							S04-7-100	S04-8-100
<b>MORINI</b>								
<b>MORINI 250/350/500cc</b>								
125 H 1975-79			M07-3-102					
250 2C 1980-84	<u>Top-Part</u> M07-1-103	<u>Lower-Part</u> M07-1-102	M07-3-101	<u>Front Cyl.</u> M07-4-104	<u>Rear Cyl.</u> M07-4-103	M07-5-104		
350 SPORT d/drum 1974-76	<u>Top-Part</u> M07-1-103	M07-2-102T4	M07-3-103	M07-4-104	M07-4-103	M07-5-104		
	<u>Lower-Part</u> M07-1-102							
350 STRADA 1973-76	M07-1-101	M07-2-102T4	M07-3-104	M07-4-102	M07-4-101	M07-5-104		
350 SPORT disc 1977-on	<u>Top-Part</u> M07-1-103	M07-2-102T4	M07-3-101	M07-4-104	M07-4-103	M07-5-104		
	<u>Lower-Part</u> M07-1-102							
350 STRADA disc 1977-on	M07-1-101	M07-2-102T4	M07-3-102	M07-4-102	M07-4-101	M07-5-104		
500 SPORT 1978-on			M07-3-101	M07-4-105	M07-4-106	M07-5-104		
500 STRADA 1978-on			M07-3-102	M07-4-105	M07-4-106	M07-5-104		
Universal throttle with midway adjuster all models				M07-4-107	M07-4-108			
<b>NORTON</b>								
<b>NORTON DOMINATOR &amp; ATLAS MODELS 500cc - 750cc</b>								
Single Leading Shoe Front Brake				T/G to J/Box	J/Bx to Carb	<u>OIL LINE</u> C/H	5' 9.5" Long	2' 8" Long
500 MODEL '88' 1956-ON	N01-1-103		N01-3-105*	N01-4-101	N01-4-102		N01-7-100	N01-8-101
	N01-1-103S (+ switch)			<u>Full kit</u>	N01-4-107			
600 MODEL '99' 1956-ON	N01-1-103		N01-3-105*	N01-4-101	N01-4-102		N01-7-100	N01-8-101
	N01-1-103S (+ switch)			<u>Full kit</u>	N01-4-107			
650 MODEL 'SS' 1962-ON	N01-1-103		N01-3-105*	N01-4-116A	N01-4-102		N01-7-100	N01-8-101

Model Type, Size & Year	FRONT BRAKE	REAR BRAKE	CLUTCH CABLE	THROTTLE CABLE (s)		CHOKE	SPEEDO	TACHO
	N01-1-103S (+ switch)			<u>Full kit</u>	N01-4-116			
750 ATLAS 1963-ON	N01-1-103		N01-3-105*	N01-4-116A	N01-4-102		N01-7-100	N01-8-101
	N01-1-103S (+switch)			<u>Full kit</u>	N01-4-116			
*note: For 'AMC' gearboxes only. Not suitable for 'lay down' gear boxes. (Outer Length 51")								
<b>NORTON COMMANDO 750cc</b>								
Single Leading Shoe Brake								<u>2' 6" Long</u>
						<u>OIL LINE C/H</u>		
750 MODELS 1968	N01-1-101	N01-2-100T4	N01-3-106	N01-4-101	N01-4-102	N01-10-100/P	N01-7-100	N01-8-100
	N01-1-101T4 (heavy duty)			<u>Full kit</u>	N01-4-107			
750 MODELS 1969-73	N01-1-101	N01-2-100T4	N01-3-101	N01-4-101	N01-4-102	N01-10-100/P	N01-7-100	N01-8-100
	N01-1-101ST4 (heavy duty + switch)			<u>Full kit</u>	N01-4-107			
750 FASTBACK 1969-73	N01-1-101	N01-2-100T4	N01-3-101	N01-4-101	N01-4-102	N01-10-100/P	N01-7-100	N01-8-100
				<u>Full kit</u>	N01-4-107			
All 750 Models with <b>Twin Leading Shoe</b> front brake (For US bar request + 5")								
Twin Leading Shoe Front brake	N01-1-104	Outer 972mm (38 1/4") nose to end of adjuster Clearance wire fully tightened L/nut to centre hole of clevis @ 190mm (7 1/2")						
750 ROADSTER 1970-73		N01-2-100T4	N01-3-101	N01-4-101	N01-4-102	N01-10-100/P	N01-7-100	N01-8-100
				<u>Full kit</u>	N01-4-107			
750 MODELS 1970-73 <b>US-BAR</b>		N01-2-100T4	N01-3-102	N01-4-111	N01-4-102	N01-10-100/P	N01-7-100	N01-8-100
				<u>Full kit</u>	N01-4-118			
750 INTERSTATE 1972-73		N01-2-100T4	N01-3-101	N01-4-101	N01-4-102	N01-10-100/P	N01-7-100	N01-8-100
				<u>Full kit</u>	N01-4-107			
<b>NORTON COMMANDO 850cc</b>								
850 Mk1 MODELS 1973		N01-2-100T4 ST4 for switch	N01-3-101	N01-4-103	N01-4-102	N01-10-100/P	N01-7-100	N01-8-100
				<u>Full kit</u>	N01-4-108			
850 Mk1 MODELS <b>US-BAR</b>		N01-2-100T4 ST4 for switch	N01-3-102	N01-4-114	N01-4-102	N01-10-100/P	N01-7-100	N01-8-100
				<u>Full kit</u>	N01-4-119			
850 Mk1 'HI' - RIDER 1973	N01-1-102	N01-2-100T4 ST4 for switch	N01-3-104	N01-4-115	N01-4-102	N01-10-100/P	N01-7-100	N01-8-100
				<u>Full kit</u>	N01-4-117			
850 Mk2 MODELS 1974		N01-2-100T4 ST4 for switch	N01-3-101	N01-4-103	N01-4-102	N01-10-100/P	N01-7-100	N01-8-100
				<u>Full kit</u>	N01-4-108			
850 Mk2 MODELS <b>US-BAR</b>		N01-2-100T4 ST4 for switch	N01-3-102	N01-4-114	N01-4-102	N01-10-100/P	N01-7-100	N01-8-100
				<u>Full kit</u>	N01-4-119			
850 Mk2 'HI' - RIDER 1974	N01-1-102	N01-2-100T4 ST4 for switch	N01-3-104	N01-4-115	N01-4-102	N01-10-100/P	N01-7-100	N01-8-100
				<u>Full kit</u>	N01-4-117			
850 Mk3 MODELS 1975-On		N01-2-100T4 ST4 for switch	N01-3-101	N01-4-104	N01-4-102	N01-10-100/P	N01-7-100	N01-8-100
				<u>Full kit</u>	N01-4-109			
850 Mk3 MODELS <b>US-BAR</b>		N01-2-100T4 ST4 for switch	N01-3-102	N01-4-106	N01-4-102	N01-10-100/P	N01-7-100	N01-8-100
				<u>Full kit</u>	N01-4-110			
850 INTERPOL (Drum)	N01-1-101	N01-2-100T4	N01-3-101	N01-4-103	N01-4-102	N01-10-100/P	N01-7-100	N01-8-100
				<u>Full kit</u>	N01-4-108			
850 MAJORCA (Low bar)		N01-2-100T4	N01-3-103	N01-4-103	N01-4-102	N01-10-100/P	N01-7-100	N01-8-100
				<u>Full kit</u>	N01-4-108			

Model Type, Size & Year	FRONT BRAKE	REAR BRAKE	CLUTCH CABLE	THROTTLE CABLE (s)	CHOKE	SPEEDO	TACHO
<b>PLEASE NOTE FOR NORTON CABLES:</b>							
1) All brake cables can be supplied with stop light switches if required.							
2) The oil line for the cylinder head is an uncovered stainless braided line with chromium plated fittings and is supplied complete with banjo bolts and copper washers.							
3) Clutch outer cable lengths are: <b>101 - 51"   102 - 56"   103 - 46"   104 - 60 1/2"   105 - 51"   106 - 51"</b> for steel levers.							
3) Throttle outer lengths are: <b>101 - 22 7/8"   102 - 10 11/16"   103 - 22 7/16"   104 - 21 3/4"   106 - 28 7/8"   111 - 25 7/16"   114 - 26 11/16"   115 - 32 1/2"   116A - 22 7/8"</b>							
<b>PUCH</b>							
PUCH MAXI		P01-2-100			<u>STARTER</u> P01-6-100	<u>DECOMP</u> P01-6-101	P01-7-100
<b>TRIUMPH</b>							
<b>TRIUMPH 350cc</b>							
350 UNIT Models 1965-ON			T01-3-101	(42")			
<b>TRIUMPH 500cc</b>							
500 UNIT Models 1965-ON			T01-3-101	(42")			
T100R DAYTONA 1972-74 With Single Pull T/grip Brake with light switch	T01-1-103 T01-1-103S		T01-3-101	<u>T/Grip - JB</u> T01-4-107	<u>JB - Carb</u> T01-4-108		
T100C 1970-ON			T01-3-101	T01-4-101			
<b>TRIUMPH 600cc</b>							
600 Speed four			T01-3-113				
<b>TRIUMPH 650cc</b>							
650 UNIT Models 1965-67			T01-3-102	(47")			
T120 Bonneville 1965-67			T01-3-102				
TR6 Trophy 1968-73			T01-3-103	T01-4-102			
" " " " " Export Mdl			T01-3-104	T01-4-103			
T120 Bonneville 1968-70			T01-3-103	T01-4-105	T01-4-106		
" " " " " 'HI' - BAR			T01-3-104	T01-4-115	T01-4-106		
T120 Bonneville 1971-73	T01-1-105		T01-3-103	T01-4-104	Twin pull T/G		
<b>TRIUMPH 750cc</b>							
TR7V Tiger 1973-79			T01-3-103	T01-4-102			
" " " " " Export Mdl			T01-3-104	T01-4-103			<u>VEGLIA CLOCKS</u>
TR7 Tiger 1979-ON			T01-3-103	T01-4-117			T01-7-102 T01-8-100
TR7 Tiger 1979-ON Export			T01-3-104	T01-4-118			T01-7-102 T01-8-100
T140V Bonneville 1973-78			T01-3-106	T01-4-125	T01-4-106	<u>Lower Choke</u>	
T140V Bonneville 1973-78						T01-5-108 <u>Upper Choke</u>	
T140V Bonneville 1973-78						T01-5-109	
" " " " " HIGH' - BAR			T01-3-107	T01-4-126	T01-4-106		
T140E Bonneville <b>UK BAR</b> 1979-83			T01-3-106	T01-4-109 T/grip - J/box	T01-4-110 J/box to carb	<u>FULL KIT</u> T01-5-106	<u>VEGLIA CLOCKS</u> T01-7-102 T01-8-100

Model Type, Size & Year	FRONT BRAKE	REAR BRAKE	CLUTCH CABLE	THROTTLE CABLE (s)		CHOKE	SPEEDO	TACHO
T140E Bonneville <b>HIGH' BAR</b> 1979-83			T01-3-107	T01-4-116 T/grip – J/box	T01-4-110 J/box to carb		T01-7-102	T01-8-100
T140E Bonneville <b>UK BAR</b> pre-1979		Full kit with aftermarket J/box		T01-4-131				
T140E Bonneville <b>HIGH / US BAR</b> pre-1979		Full kit with aftermarket J/box		T01-4-129				
T140E Bonneville <b>UK BAR</b> 1979-on		Full kit with aftermarket J/box		T01-4-132				
T140E Bonneville <b>HIGH / US BAR</b> 1979-on		Full kit with aftermarket J/box		T01-4-130				
T140 HARRIS Bonneville <b>UK BAR</b>			T01-3-112	T01-4-123	T01-4-121	T01-5-106		
T140 HARRIS Bonneville <b>HIGH' - BAR</b>			T01-3-111	T01-4-120	T01-4-121			
T140 HARRIS Bonneville UK Complete with junction box.				T01-4-122		T01-5-106		
T150 Trident			T01-3-108	T01-4-111		T01-5-105	T01-7-100	
T150V Trident 'US' Export			T01-3-105	T01-4-113		T01-5-105	T01-7-101	TAC-8-204
T160 Trident 1975/76	TRI-7003F	TRI-7003R	T01-3-108	T01-4-112		T01-5-105	T01-7-101	TAC-8-206
T160 Trident 'US' Export			T01-3-105	T01-4-114		T01-5-105	T01-7-101	TAC-8-206
T160 'LEGEND'			T01-3-110T4	T01-4-119		T01-5-105	T01-7-101	TAC-8-206
T150 'SLIPPERY SAM'			T01-3-109	T01-4-111		T01-5-105	T01-7-101	
<b>YAMAHA</b>								
<b>YAMAHA 250cc</b>								
DT 125 LC 1982-83	Y01-1-101		Y01-3-106					
XS 250 C/D 1978-81			Y01-3-102					
TDR 250 1988-90	YAM-2002F	YAM-2002R		Y01-4-079				
TDR 250 1991-93	YAM-2002F	YAM-2002R						
<b>YAMAHA 400cc</b>								
RD400 1976-79			Y01-3-100					

## SPEEDOMETER CABLES

We can manufacture speedometer cables for classic Triumph, Norton and BSA motorcycles – Using Chronometric, Magnetic and Veglia clocks. Please contact our sales department for further information. Just tell us the length and what clock you have.

### HONDA

UNIVERSAL SPEEDOMETER CABLE 106cms

H02-7-103

### KAWASAKI

UNIVERSAL CLUTCH CABLE 120cm

K02-3-100

UNIVERSAL SPEEDOMETER CABLE 100cm

K02-7-102

UNIVERSAL TACHOMETER 58cm

K02-8-101

### SUZUKI

UNIVERSAL SPEEDOMETER CABLE 110cms

S01-7-101

### YAMAHA

UNIVERSAL SPEEDOMETER CABLE 105cm

Y01-7-101

Performance  
Safety  
Quality  
Style

**Venhill Engineering Ltd.** 21 Ranmore Road, Dorking, Surrey, RH4 1HE  
Tel: +44 (0) 1306 885111    [www.venhill.co.uk](http://www.venhill.co.uk)    Email: [info@venhill.co.uk](mailto:info@venhill.co.uk)  
Registered Office: 21 Ranmore Road, Dorking, Surrey RH4 1HE U.K. Reg No. 00992104

**Powerhose Plus    Cruz Tools    Magura    Featherlight**





## Off Road Cables & Hoses

- ▶ Cables for Performance Twist Grips
- ▶ Mini Bike Cables & Hoses
- ▶ Off Road Application List

## Numbering system for cables

**Y01-1- 001 - BL**

**Manufacturer**

**Cable number**

**Cable Colour**

**BK - Black**

**GY - Grey**

**WT - White**

**RD - Red**

**OR - Orange**

**YE - Yellow**

**GR - Green**

**BL - Blue**

**1 = front brake**

**2 = rear brake**

**3 = clutch**

**4 = throttle**

**5 = choke**

**6 = decompression**

**7 = speedo**

**8 = tachometer**

**10 = oil pump**

**11 = power valve**







Check out our resources section online at

[www.venhill.co.uk](http://www.venhill.co.uk)






for more information about the products we can offer

## SPECIFICATION

### Venhill Hoses

-  Manufactured from bore Teflon with a stainless steel over braid.
-  Individually pressure tested to 1500 PSI.
-  PVC covers available in a range of colours:  
Black, Carbon, Clear, Solid Blue, Translucent Blue, Green, Yellow, Orange, Red, Purple
-  Finished with a swivel nut for perfect alignment when fitting.
-  Hoses are supplied complete with all necessary banjos, rigid central section, rubber boots, copper washers and bushes.
-  Original banjo bolts can be re-used.

### Venhill Cables

-  Outer conduit is supplied as standard in a black finish or range of colours:  
Blue, Green, Yellow, Orange, Red, Grey, Black, White
-  Fittings are a shiny polished finish, in aluminium or zinc plated steel.
-  All cables are made with a (PTFE) Teflon liner for super low friction.
-  Clutch, throttle, choke / decompressor cables use stainless steel inner wire for minimum stretch with maximum curvature flexibility.
-  Brake cables use galvanised steel wire for its strong tensile properties and high yield strength.



## MINI BIKES

MODEL TYPE & SIZE	F / BRAKE	R / BRAKE	CLUTCH	THROTTLE	VENHILL 600A THROTTLE	SPEEDO
FYM X SPORT 110	FYM-1-001/P		FYM-3-001	FYM-4-001	FYM-4-003	
FYM X SPORT 110 HIGH BARS	FYM-1-002/P		FYM-3-002	FYM-4-002	FYM-4-004	

## CABLES FOR PERFORMANCE TWIST GRIPS

MODEL / CARBURETTOR TYPE	TWISTGRIP TYPE			
<u>TRIALS CONTROLS</u>	AMAL T80	VEN. 600A	DOMINO TRIALS	DOHERTY TRIALS
BING or MIKUNI carbs for: Bultaco / Ossa / Suzuki	A04-4-001	A04-4-001	D03-4-001	D01-4-006
AMAL carb for Bultaco / Ossa / Montesa	A04-4-002	A04-4-002	D03-4-002	D01-4-003
FANTIC (all models)	F01-4-006	F01-4-006		
SWM / GORI 280 / 320	S03-4-002/6	S03-4-002/6		
YAMAHA TY 175	Y01-4-004/6	Y01-4-004/6		
YAMAHA TY 250	Y01-4-008/6	Y01-4-008/6		
YAMAHA 320 MAJESTY	Y01-4-010/6	Y01-4-010/6		
<u>MOTO-CROSS CONTROLS</u>	VEN.600A	G P GASSER	DOHERTY85	
BING / DELLORTO Carbs: 34-38mm	MA1-4-001	L01-4-002	D01-4-001	
AMAL 30mm-32mm		L01-4-002B		
AMAL / MIKUNI / KEIHIN* Carbs: 34-38mm * Note: 'Air Striker' carbs require 40mm less clearance	MA1-4-002	L01-4-002	D01-4-002	
MIKUNI 40-44 mm	MA1-4-003	L01-4-005	D01-4-007	
HONDA CR125 / 250 / 500 1993-99	MA1-4-004			



### Venhill 600A

Dual action CNC Machined body.  
The 600A can be a straight swap from the 500A or 314, no cable modifications are needed!

Race (fast) setting:  
36mm take up in 68°  
Enduro (medium) setting:  
36mm take up in 80°

### Magura 314


Polycarbonate body  
(126386)

### Amal T80 / 200 Trials T/grip

Aluminium body  
36mm cable travel in 100° of twist grip rotation.

## CABLES FOR JAWA SPEEDWAY & GRASS TRACK

### CLUTCH CABLES

 LEVER TYPE	JAWA	DOMINO	DOHERTY	MAGURA
	Up to 1994	1994 - onwards	Up to 1994	1994 - onwards
SPEEDWAY MODELS	J01-3-001	J01-3-006	J01-3-001/1	J01-3-001/3
LONGTRACK MODELS	J01-3-002			

### THROTTLE CABLES

 TWIST GRIP TYPE / CARBURETOR	JAWA	GASSER	DOHERTY	MAGURA
DELLORTO CARB. UP TO 1974	J01-4-001			
BING CARB. UP TO 1974	J01-4-002			
DELLORTO CARB. 1975-77	J01-4-003			
AMAL 2000 CARB. 1975-ON	J01-4-004			
AMAL 2934 CARB. 1985-ON	J01-4-008			
DELLORTO 34mm CARB. 1986-94	J01-4-009	J01-4-009/7	J01-4-009/8	J01-4-009/9
DELLORTO Smooth Bore CARB. 1989-94	J01-4-010	J01-4-010/7		J01-4-010/9
Laid-Down Engine, DELLORTO, & smooth bore & BZ 95-On		J01-4-016/7		J01-4-016/9
Laid-Down Engine, BZ CARB. 2002 up to 2003 FRJ CARB.		J01-4-017/7		J01-4-017/9
Laid-Down Engine, BZ CARB. 2003 - on FRJ CARB.		J01-4-018/7		J01-4-018/9
Laid-Down Engine, BLIXT CARB		J01-4-019/7		J01-4-019/9

## CABLES FOR GRASS TRACK & LONGTRACK

Grass Track cables are intended for use by special builders and owners of machines using individual components and fittings. Most of the cables are supplied with an adjuster and a choice of suitable nipples, and have a nipple fitted at one end only.

CABLE DETAILS	F/BRAKE			
0.8M. 3/8" & 8mm. B/Nipple, 1/4" BSF Adjuster	G02-1-001	R/BRAKE		
1.8M. 3/8" & 8mm. B/Nipple, 1/4" BSF Adjuster		G02-2-001		
0.6M. 1/4" Clevis. Midway Adjuster		G02-2-002	CLUTCH	
1.4M. 3/8" & 8mm. B/Nipple, 1/4" BSF & 8x1 Adjuster		G02-3-001		
1.4M. Complete for AMC Gearbox, DOHERTY Lever		G02-3-002	THROTTLE	
1.3M. Universal Throttle			G02-4-001	
1.3M. Complete for AMAL 900 Carb. & DOHERTY Alloy T/Grip			G02-4-002	
1.8M. Universal Throttle			G02-4-003	GEARCHANGE
1.42M. 2-Speed BEWLEY Gearbox, MAGURA & DOHERTY Lever				G02-9-001
1.57M. 2-Speed BEWLEY Gearbox, MAGURA & DOHERTY Lever				G02-9-002

MODEL	YEAR	FR BRAKE	RE BRAKE	CLUTCH	THROTTLE	START	DECOMP	SPEEDO	GASSER	DOHERTY	VEN 600A	AMAL T80	DOMINO
<b>APRILIA</b>													
<b>APRILIA</b>													
240-280cc													
240/280	1992-93	A03-1-003/P		A03-3-004	A03-4-005								
240/280	1994	A03-1-003/P		A03-3-005/P	A03-4-005								
250 TRIALS MODELS	1981	A03-1-001		A03-3-001	A03-4-001								
CLIMBER	1989-92			A03-3-003	A03-4-004								
ENDURO 250	1984-85			A03-3-002	A03-4-002								
TX 311	1986-87	A03-1-002/P											
TXR 240/312M	1988				A03-4-003								
<b>ATK</b>													
500-600cc													
MIX 4 Stroke	1987-93	K01-1-021/P		A07-3-001	K01-4-020								
MIX 4 Stroke	1994-95	K01-1-021/P		A07-3-001	A07-4-001								
<b>BETA</b>													
290cc													
EVO 2T	2009-11	B05-1-006/P		B05-3-003/P	B05-4-012								
EVO 2T	2012				B05-4-012								
300cc													
EVO 2T	2011-15	B05-1-006/P	B05-2-005/P	B05-3-003/P	B05-4-012								
EVO 4T	2011				B05-4-011								
50-260cc													
125/240	1983-84	B05-1-001		B05-3-001	B05-4-002								
125/240	1985	B05-1-002		B05-3-001	B05-4-002								
EVO 2T	2009-15	B05-1-006/P	B05-2-005/P	B05-3-003/P	B05-4-012								
EVO 2T	2013				B05-4-012								
EVO 4T	2009-10			B05-3-004/P	B05-4-011								
EVO 4T	2011				B05-4-011								
REV 80	2006-08				B05-4-010								
REV3 TRIALS	2000				B05-4-006								
REV3-2T TRIALS					B05-4-007								
REV3-2T TRIALS	2008-09				B05-4-009								
REV3-4T TRIALS	2007-09				B05-4-011								
RR 2T ENDURO	2013	B05-1-007/P	B05-2-006/P	B05-3-005/P									
RR 2T ENDURO	2014	B05-1-007/P	B05-2-006/P	B05-3-005/P									

MODEL	YEAR	FR BRAKE	RE BRAKE	CLUTCH	THROTTLE	START	DECOMP	SPEEDO	GASSER	DOHERTY	VEN 600A	AMAL T80	DOMINO
<b>BETA</b>													
RR 2T ENDURO	2015	B05-1-007/P	B05-2-006/P	B05-3-005/P									
RR 2T ENDURO	2016	B05-1-007/P	B05-2-006/P	B05-3-005/P									
RR 4T CROSS COUNTRY	2012	B05-1-007/P	B05-2-006/P	H05-3-005/P									
RR 4T ENDURO	2012	B05-1-007/P	B05-2-006/P	H05-3-005/P									
RR 4T ENDURO	2014	B05-1-007/P	B05-2-006/P	H05-3-005/P									
RR 4T ENDURO	2015	B05-1-007/P	B05-2-006/P	H05-3-005/P									
RR 4T ENDURO	2016	B05-1-007/P	B05-2-006/P	H05-3-005/P									
RR 4T ENDURO & RACING	2013	B05-1-007/P	B05-2-006/P										
RR 4T ENDURO EFI	2015	B05-1-007/P	B05-2-006/P										
SUPER TRIAL	1990-93	B05-1-004/P	B05-2-002/P	B05-3-001	B05-4-004								
TECNO	1994-97	B05-1-005/P	B05-2-003/P	B05-3-002/P	B05-4-005								
TR32	1983-84	B05-1-001		B05-3-001	B05-4-001								
TR32	1985	B05-1-002		B05-3-001	B05-4-001								
TR34	1987	B05-1-003/P	B05-2-001/P	B05-3-001	B05-4-003								
TR34	1988	B05-1-003/P	B05-2-002/P	B05-3-001	B05-4-003								
TR34	1989	B05-1-004/P	B05-2-002/P	B05-3-001	B05-4-003								
TR35	1990-92	B05-1-004/P	B05-2-002/P	B05-3-001	B05-4-003								
ZERO/GARA	1990-93	B05-1-004/P	B05-2-002/P	B05-3-001	B05-4-004								
<b>BULTACO</b>													
<b>125cc</b>													
PURSANG Mk 6	1973	B01-1-002		B01-3-003	B01-4-004								
PURSANG Mk 7	1974	B01-1-003		B01-3-004	B01-4-004								
PURSANG Mk 8	1975	B01-1-003		B01-3-004	B01-4-010								
PURSANG Mk 9-10	1976-77	B01-1-003	B01-2-003T4	B01-3-004	B01-4-010								
<b>250cc</b>													
PURSANG Mk 4	1971	B01-1-001		B01-3-001	B01-4-003								
PURSANG Mk 5	1972	B01-1-001		B01-3-002	B01-4-003								
PURSANG Mk 6	1973	B01-1-002		B01-3-003	B01-4-006								
PURSANG Mk 7	1974	B01-1-003		B01-3-004	B01-4-006								
PURSANG Mk 8	1975	B01-1-003		B01-3-004	B01-4-008								
PURSANG Mk 9	1976	B01-1-007	B01-2-002T4	B01-3-004	B01-4-015								
PURSANG Mk 10	1977	B01-1-007		B01-3-004	B01-4-015								
PURSANG Mk 11	1978	B01-1-008		B01-3-004	B01-4-015								
PURSANG Mk 12	1979	B01-1-008		B01-3-004	B01-4-016								
SHERPA TRIALS	1965-67	B01-1-004		B01-3-005	B01-4-011								

MODEL	YEAR	FR BRAKE	RE BRAKE	CLUTCH	THROTTLE	START	DECOMP	SPEEDO	GASSER	DOHERTY	VEN 600A	AMAL T80	DOMINO
<b>BULTACO</b>													
SHERPA TRIALS	1968-69	B01-1-004	B01-2-001	B01-3-005	B01-4-012								
SHERPA TRIALS	1970-71	B01-1-004	B01-2-001	B01-3-006	B01-4-012								
SHERPA TRIALS	1972	B01-1-004	B01-2-001	B01-3-006	B01-4-013		C/case Mtg	B01-7-001					
SHERPA TRIALS	1973	B01-1-005	B01-2-001	B01-3-007	B01-4-012		C/case Mtg	B01-7-001					
SHERPA TRIALS	1974	B01-1-006		B01-3-008	B01-4-012		C/case Mtg	B01-7-001					
SHERPA TRIALS	1975	B01-1-006		B01-3-008	B01-4-012		H/bar Mtg	B01-7-002					
SHERPA TRIALS	1976-78	B01-1-006		B01-3-008	B01-4-014		H/bar Mtg	B01-7-002					
SHERPA TRIALS	1979-81	B01-1-006	B01-2-005T4	B01-3-008	B01-4-014		C/case Mtg	B01-7-003					
SHERPA TRIALS	1982-83	B01-1-009	B01-2-005T4	B01-3-008	B01-4-017		H/bar Mtg	B01-7-004					
<b>325-350cc</b>													
SHERPA TRIALS	1972	B01-1-004	B01-2-001	B01-3-006	B01-4-013		C/case Mtg	B01-7-001					325-350cc
SHERPA TRIALS	1973	B01-1-005	B01-2-001	B01-3-007	B01-4-012		C/case Mtg	B01-7-001					
SHERPA TRIALS	1974	B01-1-006		B01-3-008	B01-4-012		C/case Mtg	B01-7-001					
SHERPA TRIALS	1975	B01-1-006		B01-3-008	B01-4-012		H/bar Mtg	B01-7-002					
SHERPA TRIALS	1976-78	B01-1-006		B01-3-008	B01-4-014		H/bar Mtg	B01-7-002					
SHERPA TRIALS	1979-81	B01-1-006	B01-2-005T4	B01-3-008	B01-4-014		C/case Mtg	B01-7-003					
SHERPA TRIALS	1982-83	B01-1-009	B01-2-005T4	B01-3-008	B01-4-018		C/case Mtg	B01-7-003					
<b>360-370cc</b>													
PURSANG Mk 8	1975	B01-1-003		B01-3-004	B01-4-008								360-370cc
PURSANG Mk 9	1976	B01-1-007	B01-2-002T4	B01-3-004	B01-4-015								
PURSANG Mk 10	1977	B01-1-007		B01-3-004	B01-4-015								
PURSANG Mk 11	1978	B01-1-008		B01-3-004	B01-4-015								
PURSANG Mk 12	1979	B01-1-008		B01-3-004	B01-4-016								
<b>CAGIVA</b>													
<b>125cc</b>													
RX 125 ENDURO	1982	C06-1-003		C06-3-003									125cc
WMX 125	1981	C06-1-001		C06-3-001	C06-4-001								
WMX 125	1983-84	C06-1-005		C06-3-004	C06-4-003								
WMX 125 GP	1985	C06-1-006/P		C06-3-006	C06-4-005								
WMX 125 GP	1986	C06-1-006/P		C06-3-008	C06-4-005								
WMX 125 GP	1987	C06-1-009/P		C06-3-008	C06-4-007								
WMX 125 GP	1988-89	C06-1-009/P	C06-2-001/P	C06-3-008	C06-4-008								
WMX 125 TLS	1984	C06-1-008		C06-3-004	C06-4-003								
WRX 125 ENDURO	1983	C06-1-005		C06-3-005	C06-4-004								



MODEL	YEAR	FR BRAKE	RE BRAKE	CLUTCH	THROTTLE	START	DECOMP	SPEEDO	GASSER	DOHERTY	VEN 600A	AMAL T80	DOMINO
<b>CAGIVA</b>													
250cc													
MXR 250	1981-82	C06-1-002		C06-3-002	C06-4-002								250cc
RX 250	1981-82	C06-1-004		C06-3-002	C06-4-002			C06-7-001					
WMX 250	1983-85	C06-1-007/P		C06-3-004									
WMX 250	1988-89	C06-1-009/P	C06-2-001/P	C06-3-009	C06-4-008								
500cc													
WMX 500	1984-86	C06-1-007/P		C06-3-007	C06-4-006								500cc
<b>CAN-AM</b>													
125-175cc													
125LC MIX	1983	C01-1-008		C05-3-001							C05-4-006/9		
125LC MIX	1984	C01-1-009		C05-3-001							C05-4-006/9		
175 WRE	1980-84	C05-1-001		C05-3-001	C05-4-001								
250-280cc													
250 MILITARY Mk 1	1980	C05-1-001		C05-3-001	C05-4-002								
250 MILITARY Mk 2	1981-82	C05-1-001		C05-3-002	C05-4-002								
250/280 WRE	1980-84	C05-1-001	C05-2-002	C05-3-001	C05-4-001								
250LC MIX	1983	C01-1-008		C05-3-001									
250LC MIX	1984	C01-1-009		C05-3-001	C05-4-004								250-280cc
500-560cc													
486 MX	1983	C01-1-008		C05-3-001	C01-4-008								500-560cc
486 MX	1984	C01-1-009		C05-3-001	C01-4-008								
560	1985-88	C01-1-013/P	C01-2-007	C01-3-011	C01-4-018								
<b>CCM / ARMSTRONG</b>													
125cc													
CMX 125	1982	C01-1-008		C01-3-006	C01-4-012								125cc
CMX 125	1983	C01-1-008		C01-3-006	C01-4-014								
CMX 125	1984	C01-1-009		C01-3-006	C01-4-014								
CMX 125	1985	C01-1-012/P		C01-3-006	C01-4-021								
CXR 125	2007-09					C01-5-009							
C-XR125													
HIRO MX	1979	C01-1-005	C01-2-004	C01-3-004	C01-4-031								
					C01-4-004								
230cc													
CXR 230	2006-13					C01-5-010							230cc

MODEL	YEAR	FR BRAKE	RE BRAKE	CLUTCH	THROTTLE	START	DECOMP	SPEEDO	GASSER	DOHERTY	VEN 600A	AMAL T80	DOMINO
<b>CCM / ARMSTRONG</b>													
<b>250cc</b>													
ASE 250	1985-86	C01-1-011		C01-3-006	C01-4-017			C01-7-004					
CMT 250	1981-83	C01-1-007		C01-3-005	C01-4-006								
CMT 250	1984-85	C01-1-007		C01-3-007	C01-4-006								
CMX 250	1982-83	C01-1-008		C01-3-006	C01-4-007								
CMX 250	1984	C01-1-009		C01-3-006	C01-4-007								
CMX 250	1985	C01-1-010		C01-3-006	C01-4-022								
HIRO MX	1979	C01-1-005	C01-2-004	C01-3-004	C01-4-004								
<b>310-350cc</b>													
B40 TRIALS	1978	C01-1-003	C01-2-003	C01-3-003	C01-4-003								
CMT 310	1981-83	C01-1-007		C01-3-005	C01-4-006								
CMT 350	1984-85	C01-1-007		C01-3-010	C01-4-019								
CMT 350	1986	C01-1-014	C01-2-005	C01-3-010	C01-4-019								
<b>440-486cc</b>													
AMX 486	1985	C01-1-011	C01-2-007	C01-3-006	C01-4-016								
ASE 486	1985-86	C01-1-011	C01-2-007	C01-3-006	C01-4-016			C01-7-004					
CMX 450	1982	C01-1-008	C01-2-007	C01-3-006	C01-4-008								
CMX 486	1983	C01-1-008	C01-2-007	C01-3-006	C01-4-013								
<b>500-560cc</b>													
404 DS	2003-04				C01-4-029								
404 E	2003-04				C01-4-029								
604 /R30 ROTAX	2001-02		K01-2-005/P	C01-3-018	C01-4-025			C01-6-002					
604 E /DS	2000-02		K01-2-003/P	C01-3-018	C01-4-025			C01-6-002					
604 RS	2000-02		K01-2-005/P	C01-3-018	C01-4-025			C01-6-002					
644 DS	2002-04	C01-1-017/P		C01-3-017	C01-4-028								
ACM 560	1985	C01-1-012/P	C01-2-007	C01-3-011	C01-4-020								
ACM 560	1986-88	C01-1-013/P	C01-2-007	C01-3-011	C01-4-023								
B50 4-V/VALVE	1979	C01-1-004	C01-2-001	C01-3-002	C01-4-005								
B50 4-V/VALVE	1980-81	C01-1-006	C01-2-001	C01-3-002	C01-4-005								
B50 MX	1977-78	C01-1-002	C01-2-001	C01-3-002	C01-4-002								
B50 MX	up to 1976	C01-1-001	C01-2-001	C01-3-002	C01-4-002								
CAN-AM 560	1985-88	C01-1-013/P	C01-2-007	C01-3-011	C01-4-018								
CMX 500	1982-83	C01-1-008	C01-2-007	C01-3-011	C01-4-009								
CMX 500	1984	C01-1-009	C01-2-007	C01-3-011	C01-4-015								
CMX 500/560	1989	C01-1-015/P	C01-2-006/P	C01-3-012	C01-4-024								
CMX 500/560	1990-93	C01-1-015/P	C01-2-006/P	C01-3-013	C01-4-024								

MODEL	YEAR	FR BRAKE	RE BRAKE	CLUTCH	THROTTLE	START	DECOMP	SPEEDO	GASSER	DOHERTY	VEN 600A	AMAL T80	DOMINO
<b>CCM / ARMSTRONG</b>													
CMX 560	1996-97	C01-1-016/P	K01-2-005/P	C01-3-013	C01-4-020		C01-6-001						
CMX 560 / 604	1998	C01-1-016/P	K01-2-005/P	C01-3-014	C01-4-020		C01-6-002						
CMX 560 / 604	1999	C01-1-016/P	K01-2-005/P	C01-3-018	C01-4-020		C01-6-002						
R30 / 644	2002-04			C01-3-017	C01-4-028			C01-7-107					
<b>CZ</b>													
250-400cc													
250/360 MX	1964-66	C04-1-001		C04-3-001	C04-4-001								250-400cc
250/380 MX	1967-70	C04-1-001		C04-3-002	C04-4-001								
250/400 MX	1971-74	C04-1-001		C04-3-002	C04-4-002								
250/400 MX	1975-76	C04-1-002		C04-3-002	C04-4-002								
250/400 MX	1977-on	C04-1-003		C04-3-002	C04-4-003								
<b>FANTIC</b>													
0-80cc													
50 TRIALS	1980-81	F01-1-005		F01-3-002	F01-4-003								
80 TRIALS	1988			F01-3-004									
80 TRIALS	1991		F01-2-003/P	F01-3-005	F01-4-009								
125-175cc													
125/175 ENDURO	1979-81	F01-1-003		F01-3-001	F01-4-002								125-175cc
125/175 TRIALS	1979-81	F01-1-001		F01-3-001	F01-4-001								
200-250cc													
200 TRIALS	1979-81	F01-1-001		F01-3-001	F01-4-001								
201 PROGRESS 2	1987-88	F01-1-007		F01-3-003	F01-4-007								
201 PROGRESS 2 F/HOSE	1987-88	F01-1-008/P											
201 TRIALS	1985-86	F01-1-006/P		F01-3-003	F01-4-007								
240 TRIALS	1981-84	F01-1-004		F01-3-003	F01-4-004								
243 TRIALS	1987		F01-2-001/P	F01-3-003									
245 TRIALS	1989-91		F01-2-002/P	F01-3-003									
250 ENDURO	1979-81	F01-1-003		F01-3-001									
250 SECTION	1995-97	F01-1-010/P	F01-2-004/P	F01-3-006/P	F01-4-008								
301-305cc													
301 TRIALS	1984-85	F01-1-004		F01-3-003	F01-4-007								
301 TRIALS	1985-86	F01-1-006/P		F01-3-003	F01-4-007								
303 PROGRESS 2	1987-88	F01-1-007		F01-3-003	F01-4-007								
303 PROGRESS 2 F/Hose		F01-1-008/P											

MODEL	YEAR	FR BRAKE	RE BRAKE	CLUTCH	THROTTLE	START	DECOMP	SPEEDO	GASSER	DOHERTY	VEN 600A	AMAL T80	DOMINO
<b>FANTIC</b>													
305 TRIALS	1989-91	F01-1-009/P		F01-3-003	F01-4-007								
<b>GAS GAS</b>													
125-300cc													
ENDURO 2T	2010	G06-1-007/P	G06-2-004/P	G06-3-005/P									
ENDURO 2T	2011-15	G06-1-007/P	G06-2-004/P	G06-3-005/P	G06-4-010								
ENDURO 2T 'Racing'	2013-14	G06-1-007/P	G06-2-004/P										
ENDURO 2T 'Racing'	2015	G06-1-007/P	G06-2-004/P		G06-4-010								
ENDURO 4T	2010-15	G06-1-007/P	G06-2-004/P		G06-4-009								
ENDURO MODELS	1998-99	G06-1-004/P											
ENDURO MODELS (Missin Brakes)	2000-04	G06-1-005/P											
ENDURO MODELS	2000-09	G06-1-007/P	G06-2-004/P	G06-3-004/P	G06-4-005								
RAGA REPLICA	2011-12		G06-2-006/P	G06-3-005/P	G06-4-002								
RAGA REPLICA (Keihin Carb)	2011-14	-	-	-	G06-4-006								
RAGA REPLICA	2013-14			G06-3-005/P	G06-4-002								
TRIALS MODELS	1989-91			G06-3-001	G06-4-001								
TRIALS MODELS	1992-93		G06-2-002/P	G06-3-002/P	G06-4-001								
TRIALS MODELS	1994-96	G06-1-002/P	G06-2-002/P	G06-3-002/P	G06-4-002								
TRIALS MODELS	1997-01	G06-1-003/P	G06-2-002/P	G06-3-003/P	G06-4-002								
TRIALS MODELS	2002-09	G06-1-006/P	G06-2-003/P	G06-3-005/P	G06-4-002								
TRIALS MODELS	2010	G06-1-006/P	G06-2-006/P	G06-3-005/P	G06-4-002								
TRIALS MODELS(AJP CALLIPERS)	2011-13	-	G06-2-005/P	-	-								
TRIALS MODELS	2011-14		G06-2-006/P	G06-3-005/P	G06-4-002								
TXT RACING (Keihin Carb)	2011	-	-	-	G06-4-006								
TXT RACING	2011	G06-1-006/P	G06-2-006/P		G06-4-002								
TXT RACING	2012	G06-1-008/P	G06-2-006/P	G06-3-005/P	G06-4-002								
TXT RACING	2013		G06-2-006/P	G06-3-005/P	G06-4-002								
TXT RACING	2014		G06-2-006/P	G06-3-005/P	G06-4-006								
TXT RACING	2015		G06-2-006/P	G06-3-005/P	G06-4-006								
50cc													50cc
TXT Boy	All years				G06-4-008								
<b>GAS-GAS</b>													
70cc													70cc
TXT Rookie	All years				G06-4-007								

MODEL	YEAR	FR BRAKE	RE BRAKE	CLUTCH	THROTTLE	START	DECOMP	SPEEDO	GASSER	DOHERTY	VEN 600A	AMAL T80	DOMINO
<b>GILERA</b>													
<b>GILERA</b>													
125cc													
125 ENDURO	1982	G04-1-003		G04-3-002	G04-4-002								
125 MX AIR COOLED	1982			G04-3-002	G04-4-002								
125 MX LC	1982	G04-1-001		G04-3-001	G04-4-001								
<b>HONDA</b>													
0-85cc													
CR 50/60 (RE-RG)	1984-86	H02-1-028		H02-3-024	H02-4-024								
CR 80 (RA-RB)	1980-81	H02-1-013		H02-3-012	H02-4-010								
CR 80 (RC)	1982	H02-1-013		H02-3-012	H02-4-011								
CR 80 (RD)	1983	H02-1-018		H02-3-015	H02-4-014								
CR 80 (RE)	1984	H02-1-021		H02-3-015	H02-4-017								
CR 80 (RF)	1985	H02-1-021		H02-3-027	H02-4-017								
CR 80 (R2F)	1985	H02-1-029	H02-2-015	H02-3-023	H02-4-025								
CR 80 (R2G)	1986	H02-1-029	H02-2-015	H02-3-023	H02-4-025								
CR 80 (RG)	1986	H02-1-031/P		H02-3-027	H02-4-029								
CR 80 (RH-RM)	1987-91	H02-1-031/P	H02-2-015	H02-3-027	H02-4-029								
CR 80 (RN-RS)	1992-95	H02-1-031/P	H02-2-017/P	H02-3-027	H02-4-029								
CR 80 'Big Wheel' (RT-RV)	1996-97	H02-1-042/P	H02-2-020/P	H02-3-027	H02-4-029								
CR 80 (RT-RV)	1996-97	H02-1-042/P	H02-2-019/P	H02-3-027	H02-4-029								
CR 80 (RW-RX)	1998-99	H02-1-044/P	H02-2-019/P	H02-3-027	H02-4-029								
CR 80 'Big Wheel' (RW-RX)	1998-99	H02-1-044/P	H02-2-020/P	H02-3-027	H02-4-029								
CR 80 'Big Wheel' (RY)	2000	H02-1-045/P	H02-2-022/P	H02-3-027	H02-4-029								
CR 80 (RY)	2000	H02-1-045/P	H02-2-021/P	H02-3-027	H02-4-029								
CR 80 (R1-R2)	2001-02	H02-1-045/P	H02-2-021/P	H02-3-027	H02-4-029								
CR 80 'Big Wheel' (R1-R2)	2001-02	H02-1-045/P	H02-2-022/P	H02-3-027	H02-4-029								
CR 85 (R3-R4)	2003-04	H02-1-045/P	H02-2-022/P	H02-3-027	H02-4-029								
CR 85 'Big Wheel'	2003-04	H02-1-045/P	H02-2-022/P	H02-3-027	H02-4-029								
CR 85 (R5-R7)	2005-07	H02-1-029/P	H02-2-033/P	H02-3-045	H02-4-035								
CR 85 'Big Wheel'	2006-07	H02-1-029/P	H02-2-033/P	H02-3-045	H02-4-035								
CRF 80 F	2004-2013			H02-3-056	H02-4-074								
XR 80 R	2001-03			H02-3-056									
100cc													
XL 100	1979-80			H02-3-016							H02-7-004		
100cc													

MODEL	YEAR	FR BRAKE	RE BRAKE	CLUTCH	THROTTLE	START	DECOMP	SPEEDO	GASSER	DOHERTY	VEN 600A	AMAL T80	DOMINO
<b>HONDA</b>													
<b>110cc</b>													
CRF 110 F	2013-16	H02-1-034			H02-4-077								110cc
<b>125cc</b>													
CR 125 (M1-M4)	1975-78			H02-3-004									125cc
CR 125 (RZ-RA)	1979-80	H02-1-006		H02-3-008	H02-4-007								
CR 125 (RB)	1981	H02-1-011		H02-3-010	H02-4-009								
CR 125 (RC)	1982	H02-1-014		H02-3-010	H02-4-009								
CR 125 (RD)	1983	H02-1-017	H02-2-007	H02-3-014	H02-4-009								
CR 125 (RE)	1984	H02-1-019/P	H02-2-010	H02-3-018	H02-4-016								
CR 125 (RF)	1985	H02-1-019/P	H02-2-009	H02-3-018	H02-4-022								
CR 125 (RG)	1986	H02-1-019/P	H02-2-009	H02-3-018	H02-4-027								
CR 125 (RH-RJ)	1987-88	H02-1-019/P	H02-2-014/P	H02-3-018	H02-4-027								
CR 125 (RK)	1989	H02-1-034/P	H02-2-014/P	H02-3-018	H02-4-027								
CR 125 (RL-RM)	1990-91	H02-1-035/P	H02-2-014/P	H02-3-018	H02-4-030								
CR 125 (RN)	1992	H02-1-038/P	H02-2-014/P	H02-3-018	H02-4-030								
CR 125 (RN) 'White Power'	1992	H02-1-040/P	H02-2-014/P	H02-3-018	H02-4-030								
CR 125 (RP-RR)	1993-94	H02-1-038/P	H02-2-014/P	H02-3-018	H02-4-031						MA1-4-004		
CR 125 (RP-RR) 'White Power'	1993-94	H02-1-040/P	H02-2-014/P	H02-3-018	H02-4-031						MA1-4-004		
CR 125 (RS) 'White Power'	1995	H02-1-040/P	H02-2-014/P	H02-3-018	H02-4-031						MA1-4-004		
CR 125 (RS)	1995	H02-1-043/P	H02-2-014/P	H02-3-018	H02-4-031						MA1-4-004		
CR 125 (RT-RV)	1996-97	H02-1-043/P	H02-2-014/P	H02-3-018	H02-4-031						MA1-4-004		
CR 125 (RT-RV) 'White Power'	1996-97	H02-1-040/P	H02-2-014/P	H02-3-018	H02-4-031						MA1-4-004		
CR 125 (RW-RX)	1998-99	H02-1-043/P	H02-2-018/P	H02-3-031	H02-4-033						MA1-4-004		
CR 125 (RW-RX) 'White Power'	1998-99	H02-1-040/P	H02-2-018/P	H02-3-031	H02-4-033						MA1-4-004		
CR 125 (RY-R1)	2000-01	H02-1-043/P	H02-2-018/P	H02-3-035	H02-4-034						MA1-4-004		
CR 125 (RY-R1) 'White Power'	2000-01	H02-1-040/P	H02-2-018/P	H02-3-035	H02-4-034						MA1-4-004		
CR 125 (R2-R3)	2002-03	H02-1-043/P	H02-2-023/P	H02-3-035	H02-4-034						MA1-4-004		
CR 125 (R2-R3) 'White Power'	2002-03	H02-1-040/P	H02-2-023/P	H02-3-035	H02-4-034						MA1-4-004		
CR 125 (R4)	2004	H02-1-043/P	H02-2-023/P	H02-3-042	H02-4-034						MA1-4-004		
CR 125 (R5-R7)	2005-07	H02-1-043/P	H02-2-035/P	H02-3-042	H02-4-034						MA1-4-004		
CRF 125 F	2014-18	H02-1-061/P		H02-3-043	H02-4-076								
CRF 125 FB	2014-18	H02-1-061/P		H02-3-059	H02-4-078								
TL 125	1975-77	H02-1-001		H02-3-001	H02-4-001								
XL 125 S	1974-76	H02-1-027											
<b>150cc</b>													
CRF 150 F	2003-17	H02-1-072/P		H02-3-058	H02-4-075								150cc

MODEL	YEAR	FR BRAKE	RE BRAKE	CLUTCH	THROTTLE	START	DECOMP	SPEEDO	GASSER	DOHERTY	VEN 600A	AMAL T80	DOMINO
<b>HONDA</b>													
CRF 150-R & RB	2007-17	H02-1-067/P	H02-2-036/P	H02-3-046	H02-4-056	H02-5-001							HONDA
<b>200cc</b>													
ATC 200 X	1983-84	H02-1-025/P	H02-2-012/P	H02-3-022	H02-4-021								200cc
TL 200 E	1976-80	H02-1-009	H02-2-001	H02-3-009	H02-4-008								
TLR 200 E/F/G	1984-86	H02-1-024		H02-3-020	H02-4-019								
XR 200 R	1982-83	H02-1-016	H02-2-008T4	H02-3-013	H02-4-013			H02-7-002					
<b>230cc</b>													
CRF 230 F	2003-17	H02-1-071/P		H02-3-053									230cc
CRF 230 L	2008-09	H02-1-070/P											
CRF 230 M	2009	H02-1-070/P											
<b>250cc</b>													
ATC 250 (RD)	1983	H02-1-025/P	H02-2-011/P	H02-3-021	H02-4-020								
ATC 250 (RF)	1985	H02-1-030/P	H02-2-013/P	H02-3-025	H02-4-023								
CR 250 (M1)	1975-76			H02-3-005									
CR 250 (RZ-RA)	1979-80	H02-1-006		H02-3-006	H02-4-005								
CR 250 (RB)	1981	H02-1-012		H02-3-011	H02-4-009								
CR 250 (RC)	1982	H02-1-014	H02-2-004	H02-3-011	H02-4-012								
CR 250 (RD)	1983	H02-1-015	H02-2-005	H02-3-011	H02-4-012								
CR 250 (RE)	1984	H02-1-019/P	H02-2-009	H02-3-017	H02-4-015								
CR 250 (RF)	1985	H02-1-019/P	H02-2-009	H02-3-017	H02-4-022								
CR 250 (RG)	1986	H02-1-019/P	H02-2-009	H02-3-017	H02-4-026								
CR 250 (RH-RJ)	1987-88	H02-1-019/P	H02-2-014/P	H02-3-017	H02-4-026								
CR 250 (RK)	1989	H02-1-035/P	H02-2-014/P	H02-3-017	H02-4-026								
CR 250 (RL-RM)	1990-91	H02-1-035/P	H02-2-014/P	H02-3-017	H02-4-030								
CR 250 (RN)	1992	H02-1-038/P	H02-2-014/P	H02-3-017	H02-4-030								
CR 250 (RN) 'White Power'	1992	H02-1-040/P	H02-2-014/P	H02-3-017	H02-4-030								
CR 250 (RP-RR)	1993-94	H02-1-038/P	H02-2-014/P	H02-3-017	H02-4-031						MA1-4-004		
CR 250 (RP-RR) 'White Power'	1993-94	H02-1-040/P	H02-2-014/P	H02-3-017	H02-4-031						MA1-4-004		
CR 250 (RS-RT)	1995-96	H02-1-043/P	H02-2-014/P	H02-3-017	H02-4-031						MA1-4-004		
CR 250 (RS-RT) 'White Power'	1995-96	H02-1-040/P	H02-2-014/P	H02-3-017	H02-4-031						MA1-4-004		
CR 250 (RV) 'White Power'	1997	H02-1-040/P	H02-2-018/P	H02-3-030	H02-4-031						MA1-4-004		
CR 250 (RV)	1997	H02-1-043/P	H02-2-018/P	H02-3-030	H02-4-031						MA1-4-004		
CR 250 (RW-RY)	1998-00	H02-1-043/P	H02-2-018/P	H02-3-032	H02-4-031						MA1-4-004		
CR 250 (RW-RY) 'White Power'	1998-00	H02-1-040/P	H02-2-018/P	H02-3-032	H02-4-031						MA1-4-004		
CR 250 (R1)	2001	H02-1-043/P	H02-2-018/P	H02-3-032	H02-4-034						MA1-4-004		
CR 250 (R1) 'White Power'	2001	H02-1-040/P	H02-2-018/P	H02-3-032	H02-4-034						MA1-4-004		

MODEL	YEAR	FR BRAKE	RE BRAKE	CLUTCH	THROTTLE	START	DECOMP	SPEEDO	GASSER	DOHERTY	VEN 600A	AMAL T80	DOMINO
<b>HONDA</b>													
CR 250 (R2-R3)	2002-03	H02-1-043/P	H02-2-023/P	H02-3-032	H02-4-034						MA1-4-004		
CR 250 (R2-R3) 'White Power'	2002-03	H02-1-040/P	H02-2-023/P	H02-3-032	H02-4-034						MA1-4-004		
CR 250 (R4)	2004	H02-1-043/P	H02-2-023/P	H02-3-032	H02-4-034						MA1-4-004		
CR 250 ELSINOR(1)	1975				H02-4-004								
CR 250 R	2005	H02-1-043/P	H02-2-035/P	H02-3-032	H02-4-034								
CR 250 R	2006	H02-1-043/P	H02-2-035/P	H02-3-032	H02-4-034								
CR 250 R	2007	H02-1-043/P	H02-2-035/P	H02-3-032	H02-4-034								
CR 250 R	2008	H02-1-043/P	H02-2-035/P	H02-3-032	H02-4-034						MA1-4-004		
CRF 250 L	2013-16	H02-1-070/P	H02-2-040/P	H02-3-055	H02-4-071								
CRF 250 R	2004	H02-1-043/P	H02-2-023/P	H02-3-044	H02-4-045		H02-6-003				H02-4-038/9		
CRF 250 R	2005-07	H02-1-043/P	H02-2-035/P	H02-3-044	H02-4-046		H02-6-003				H02-4-038/9		
CRF 250 R	2008	H02-1-043/P	H02-2-037/P	H02-3-060	H02-4-046		H02-6-003				H02-4-038/9		
CRF 250 R	2009	H02-1-068/P	H02-2-037/P	H02-3-060	H02-4-046		H02-6-003				H02-4-038/9		
CRF 250 R	2010-13	H02-1-068/P	H02-2-038/P	H02-3-051	H02-4-046								
CRF 250 R	2014	H02-1-068/P	H02-2-039/P	H02-3-052	H02-4-072								
CRF 250 R	2015	H02-1-069/P	H02-2-039/P	H02-3-052	H02-4-072								
CRF 250 R	2016-17		H02-2-039/P	H02-3-052									
CRF 250 X	2004-07	H02-1-063/P	H02-2-035/P	H02-3-054	H02-4-046		H02-6-003				H02-4-038/9		
CRF 250 X	2008-17	H02-1-065/P	H02-2-035/P	H02-3-048	H02-4-046		H02-6-003				H02-4-038/9		
RTL 250	1986-87	H02-1-033		H02-3-028	H02-4-032								
TL 250	1975-79	H02-1-002		H02-3-002	H02-4-002								
TLR 250 F	1985	H02-1-024											
XR 250 (RE)	1984	H02-1-022/P		H02-3-026									
XR 250 (RF)	1985	H02-1-032/P		H02-3-026									
XR 250	1996-03	H02-1-047/P	H02-2-025/P	H02-3-041	H02-4-042								
XR/XL 250	1978-81	H02-1-007	H02-2-002T4	H02-3-007			H02-6-001	H02-7-001					
<b>350-400cc</b>													
XR 350 (RD)	1983	H02-1-023		H02-3-019	H02-4-018			H02-7-003					
XR 400 (RV-RY)	1997-03	H02-1-046/P	H02-2-024/P	H02-3-033	H02-4-039								
<b>450cc</b>													
CR 450 (RB)	1981	H02-1-012		H02-3-011	H02-4-009								
CRF													
CRF 450 R (R2-R4)	2002-03	H02-1-043/P	H02-2-034/P	H02-3-039	H02-4-038		H02-6-003				H02-4-038/9		
CRF 450 R (R5)	2004-05	H02-1-043/P	H02-2-034/P	H02-3-061	H02-4-038		H02-6-003				H02-4-038/9		
CRF 450 R	2006	H02-1-043/P	H02-2-034/P	H02-3-062	H02-4-038		H02-6-003				H02-4-038/9		
CRF 450 R	2007	H02-1-043/P	H02-2-034/P	H02-3-062	H02-4-058		H02-6-003				H02-4-038/9		
<b>350-400cc</b>													
<b>450cc</b>													



MODEL	YEAR	FR BRAKE	RE BRAKE	CLUTCH	THROTTLE	START	DECOMP	SPEEDO	GASSER	DOHERTY	VEN 600A	AMAL T80	DOMINO
<b>HONDA</b>													
CRF 450 R	2008	H02-1-043/P	H02-2-027/P	H02-3-063	H02-4-058		H02-6-003				H02-4-038/9		
CRF 450 R	2009-12	H02-1-068/P	H02-2-038/P	H02-3-050	H02-4-060						H02-4-038/9		
CRF 450 R	2013	H02-1-068/P	H02-2-038/P	H02-3-049	H02-4-068								
CRF 450 R	2014	H02-1-068/P	H02-2-039/P	H02-3-049	H02-4-070								
CRF 450 R	2015	H02-1-069/P	H02-2-039/P	H02-3-057	H02-4-070								
CRF 450 R	2016		H02-2-039/P	H02-3-057	H02-4-079								
CRF 450 R	2017	H02-1-074/P	H02-2-042/P	H02-3-036	H02-4-080								
CRF 450 R	2018	H02-1-074/P	H02-2-042/P		H02-4-080								
CRF 450 RX	2017-18	H02-1-074/P	H02-2-042/P		H02-4-080								
CRF 450 X	2005-08	H02-1-063/P	H02-2-034/P		H02-4-046		H02-6-003				H02-4-038/9		
CRF 450 X	2009-17	H02-1-065/P	H02-2-034/P	H02-3-064	H02-4-046		H02-6-003				H02-4-038/9		
<b>480cc</b>													
CR 480 (RC)	1982	H02-1-014	H02-2-004	H02-3-011	H02-4-012								480cc
CR 480 (RD)	1983	H02-1-015	H02-2-006	H02-3-011	H02-4-012								
<b>500cc</b>													
CR 500 (RE)	1984	H02-1-019/P	H02-2-009	H02-3-017	H02-4-015								
CR 500 (RF)	1985	H02-1-019/P	H02-2-009	H02-3-017	H02-4-022								
CR 500 (RG)	1986	H02-1-019/P	H02-2-009	H02-3-017	H02-4-026								
CR 500 (RH-RJ)	1987-88	H02-1-019/P	H02-2-014/P	H02-3-017	H02-4-026								
CR 500 (RK)	1989	H02-1-035/P	H02-2-014/P	H02-3-017	H02-4-026								
CR 500 (RL-RM)	1990-91	H02-1-035/P	H02-2-014/P	H02-3-017	H02-4-030								
CR 500 (RN)	1992	H02-1-038/P	H02-2-014/P	H02-3-017	H02-4-030								
CR 500 (RN-RE) 'White Power'	1992-03	H02-1-040/P											
CR 500 (RP-RR)	1993-94	H02-1-038/P	H02-2-014/P	H02-3-017	H02-4-031						MA1-4-004		
CR 500 (RS)	1995	H02-1-043/P	H02-2-014/P	H02-3-017	H02-4-031						MA1-4-004		
CR 500 (RT-RY)	1996-01	H02-1-043/P	H02-2-014/P	H02-3-017	H02-4-031						MA1-4-004		
XR 500	1979-80	H02-1-007	H02-2-002T4	H02-3-007			H02-6-001	H02-7-001					
<b>600-650cc</b>													
XR 600	1985-89			H02-3-038									
XR 600	1988-90			H02-3-038	H02-4-037								
XR 600	1991-00	H02-1-050/P	H02-2-028/P	H02-3-038	H02-4-037								
XR 650 L	1993-13	H02-1-073/P	H02-2-041/P	H02-3-034		H02-5-003							
XR 650 L	2014-17			H02-3-034		H02-5-003							
XR 650 R	2000-07	H02-1-049/P	H02-2-026/P	H02-3-037	H02-4-036		H02-6-002						

MODEL	YEAR	FR BRAKE	RE BRAKE	CLUTCH	THROTTLE	START	DECOMP	SPEEDO	GASSER	DOHERTY	VEN 600A	AMAL T80	DOMINO
<b>HUSABERG</b>													
<b>HUSABERG</b>													
<b>125cc</b>													
TE 125	2012	K01-1-028/P	K01-2-013/P	K01-3-028/P	K01-4-046								
TE 125	2013	K01-1-028/P	K01-2-013/P	H05-3-005/P	K01-4-046								
<b>250cc</b>													
FE 250	2013-14	K01-1-028/P	K01-2-013/P	K01-3-028/P	K01-4-045								
TE 250	2011-12	K01-1-028/P	K01-2-013/P	K01-3-028/P	K01-4-027								
TE 250	2013-14	K01-1-028/P	K01-2-013/P	K01-3-028/P	K01-4-046								
<b>300cc</b>													
TE 300	2011-12	K01-1-028/P	K01-2-013/P	K01-3-028/P	K01-4-027								
TE 300	2013-14	K01-1-028/P	K01-2-013/P	K01-3-028/P	K01-4-046								
<b>350cc</b>													
FE 350	2013-14	K01-1-028/P	K01-2-013/P	K01-3-028/P	K01-4-045								
<b>390cc</b>													
FE 390	2010-12	K01-1-028/P	K01-2-013/P	H05-3-004/P	H05-4-005								
<b>400cc</b>													
FE 400	1995-03						H05-6-004						
<b>450cc</b>													
FC 450	2004	H05-1-009/P	H05-2-004/P	K01-3-028/P	K01-4-036		K01-6-002						
FC 450	2005	H05-1-009/P	H05-2-004/P	K01-3-028/P	K01-4-036		K01-6-002						
FC 450	2006		H05-2-004/P	K01-3-028/P	K01-4-036		K01-6-002						
FE 450	2004-08	K01-1-028/P	K01-2-013/P	K01-3-028/P	K01-4-036		K01-6-002						
FE 450	2009-12	K01-1-028/P	K01-2-013/P	H05-3-004/P	H05-4-005								
FE 450	2013	K01-1-028/P	K01-2-013/P	K01-3-028/P	K01-4-045								
FE 450	2014	K01-1-028/P	K01-2-013/P	K01-3-033/P	K01-4-045								
FS 450c	2004-06	K01-1-028/P	H05-2-004/P	K01-3-028/P	K01-4-036		K01-6-002						
FS 450e	2004-06	K01-1-028/P	H05-2-004/P	K01-3-028/P	K01-4-036		K01-6-002						
FX 450	2010-12	K01-1-028/P	K01-2-013/P	H05-3-004/P	H05-4-005								
<b>500-600cc</b>													
<b>ELEC. START THROTTLE</b>													
ENDURO MODELS	1989-90	H05-1-002/P	H05-2-001/P	H05-3-001	H05-4-001		H05-6-001						
ENDURO MODELS	1991	H05-1-002/P	H05-2-001/P	H05-3-001	H05-4-001		H05-6-001						
ENDURO MODELS	1992	H05-1-002/P	H05-2-001/P	H05-3-001	H05-4-002		H05-6-001						
ENDURO MODELS	1993-94	H05-1-002/P	H05-2-001/P	H05-3-001	H05-4-002		H05-6-001						

MODEL	YEAR	FR BRAKE	RE BRAKE	CLUTCH	THROTTLE	START	DECOMP	SPEEDO	GASSER	DOHERTY	VEN 600A	AMAL T80	DOMINO
<b>HUSABERG</b>													
ENDURO MODELS	1995-96	H05-1-005/P	H05-2-003/P	H05-3-001	H05-4-002		H05-6-003						
ENDURO MODELS	1997	H05-1-006/P	H05-2-003/P	H05-3-001	H05-4-002		H05-6-003						
ENDURO MODELS	1998	H05-1-006/P	H05-2-003/P	H05-3-002	H05-4-003		H05-6-003						
ENDURO MODELS	1999	H05-1-006/P	H05-2-003/P	H05-3-003	H05-4-003		H05-6-003						
MX MODELS	1989-90	H05-1-001/P	H05-2-001/P	H05-3-001	H05-4-001		H05-6-001						
MX MODELS	1991	H05-1-001/P	H05-2-001/P	H05-3-001	H05-4-001		H05-6-001						
MX MODELS	1992	H05-1-001/P	H05-2-001/P	H05-3-001	H05-4-002		H05-6-001						
MX MODELS	1993-94	H05-1-001/P	H05-2-001/P	H05-3-001	H05-4-002		H05-6-001						
MX MODELS	1995-96	H05-1-003/P	H05-2-002/P	H05-3-001	H05-4-002		H05-6-003						
MX MODELS	1997	H05-1-004/P	H05-2-002/P	H05-3-001	H05-4-002		H05-6-003						
MX MODELS	1998	H05-1-004/P	H05-2-002/P	H05-3-002	H05-4-003		H05-6-003						
MX MODELS	1999	H05-1-004/P	H05-2-002/P	H05-3-003	H05-4-003		H05-6-003						
<b>501cc</b>													
FE 501	2013	K01-1-028/P	K01-2-013/P	K01-3-028/P	K01-4-045								501cc
FE 501	2014	K01-1-028/P	K01-2-013/P	K01-3-033/P	K01-4-045								
<b>550cc</b>													
FC 550	2004	H05-1-009/P	H05-2-004/P	K01-3-028/P	K01-4-036		K01-6-002						
FC 550	2005	H05-1-009/P	H05-2-004/P	K01-3-028/P	K01-4-036		K01-6-002						
FC 550	2006		H05-2-004/P	K01-3-028/P	K01-4-036		K01-6-002						
FE 550e	2004	K01-1-028/P	H05-2-004/P	K01-3-028/P	K01-4-036		K01-6-002						
FE 550e	2005	K01-1-028/P	H05-2-004/P	K01-3-028/P	K01-4-036		K01-6-002						
<b>570cc</b>													
FE 570	2009-12	K01-1-028/P	K01-2-013/P	H05-3-004/P	H05-4-005								570cc
<b>650cc</b>													
FE 550e	2006	K01-1-028/P	H05-2-004/P	K01-3-028/P	K01-4-036		K01-6-002						
FE 650e	2004	K01-1-028/P	H05-2-004/P	K01-3-028/P	K01-4-036		K01-6-002						
FE 650e	2005	K01-1-028/P	H05-2-004/P	K01-3-028/P	K01-4-036		K01-6-002						
FE 650e	2006	K01-1-028/P	H05-2-004/P	K01-3-028/P	K01-4-036		K01-6-002						
FS 650c	2004		H05-2-004/P	K01-3-028/P	K01-4-036		K01-6-002						
FS 650c	2005	H05-1-008/P	H05-2-004/P	K01-3-028/P	K01-4-036		K01-6-002						
FS 650c	2006	H05-1-008/P	H05-2-004/P	K01-3-028/P	K01-4-036		K01-6-002						
FS 650e	2004		H05-2-004/P	K01-3-028/P	K01-4-036		K01-6-002						
FS 650e	2005	H05-1-010/P	H05-2-004/P	K01-3-028/P	K01-4-036		K01-6-002						
FS 650e	2006	H05-1-010/P	H05-2-004/P	K01-3-028/P	K01-4-036		K01-6-002						

MODEL	YEAR	FR BRAKE	RE BRAKE	CLUTCH	THROTTLE	START	DECOMP	SPEEDO	GASSER	DOHERTY	VEN 600A	AMAL T80	DOMINO
<b>HUSQVARNA</b>													<b>HUSQVARNA</b>
<b>HUSQVARNA</b>													<b>HUSQVARNA</b>
125cc													
CR 125					H01-3-011	H01-4-018							
CR 125	1991				H01-3-011	H01-4-018							
CR 125	1992-94	H01-1-014/P	H01-2-005/P	H01-3-011	H01-4-018								
CR 125	1995	H01-1-014/P	H01-2-005/P	H01-3-013	H01-4-020								
CR 125	1996-97	H01-1-017/P	H01-2-005/P	H01-3-013	H01-4-020								
CR 125	1998-99	H01-1-017/P	H01-2-005/P	H01-3-013	H01-4-022								
CR 125	2000	H01-1-021/P	H01-2-007/P	H01-3-016	H01-4-023								
CR 125	2005	H01-1-029/P	H01-2-012/P	H01-3-016	H01-4-023								
CR 125	2006-07	H01-1-029/P	H01-2-013/P	H01-3-016	H01-4-023								
CR 125	2008	H01-1-039/P	H01-2-013/P	H01-3-018	H01-4-029								
CR 125	2009-13	H01-1-038/P	H01-2-022/P	H01-3-016	H01-4-031								
MX 125	1972	H01-1-001		H01-3-003	H01-4-002								
MX 125	1973	H01-1-001		H01-3-003	H01-4-003								
MX 125	1974-75	H01-1-001		H01-3-003	H01-4-004								
MX 125	1976-77	H01-1-003		H01-3-006	H01-4-006								
MX 125	1979-86			H01-3-009									
SM 125S	2004-06	H01-1-026/P	H01-2-008/P	H01-3-016									
SM 125S	2007	H01-1-026/P	H01-2-007/P	H01-3-033									
SM 125S	2008-13	H01-1-022/P	H01-2-007/P	H01-3-033									
TC 125	2014-15	K01-1-027/P	K01-2-019/P	K01-3-027/P	K01-4-046								
TC 125	2016	K01-1-027/P	K01-2-019/P	K01-3-035/P	K01-4-046								
TE 125	2014-16	K01-1-028/P	K01-2-019/P	H01-3-032/P	K01-4-046								
WMX 125	1987		C06-2-001/P	C06-3-008	C06-4-007								
WMX 125	1988-89		C06-2-001/P	C06-3-008	C06-4-008								
WR 125	1976-77	H01-1-004											
WR 125	2003-05	H01-1-025/P	H01-2-009/P	H01-3-016	H01-4-023								
WR 125	2006-08	H01-1-034/P	H01-2-013/P	H01-3-016	H01-4-023								
WR 125	2009-12	H01-1-037/P	H01-2-022/P	H01-3-016	H01-4-031								
WRE 125	1989	H01-1-013/P		C06-3-008	C06-4-008								
WRE 125	1990-91	H01-1-013/P		H01-3-011	H01-4-018								
WRE 125	1992-93	H01-1-015/P	H01-2-005/P	H01-3-011	H01-4-018								
WRE 125	1994	H01-1-015/P	H01-2-005/P	H01-3-011	H01-4-020								
WRE 125	1994	H01-1-016/P	H01-2-005/P	H01-3-011	H01-4-020								
WRE 125	1995	H01-1-015/P	H01-2-005/P	H01-3-013	H01-4-020								
WRE 125	1996-97	H01-1-018/P	H01-2-005/P	H01-3-013	H01-4-020								

125cc

MODEL	YEAR	FR BRAKE	RE BRAKE	CLUTCH	THROTTLE	START	DECOMP	SPEEDO	GASSER	DOHERTY	VEN 600A	AMAL T80	DOMINO
<b>HUSQVARNA</b>													
WRE 125	1998-99	H01-1-018/P	H01-2-005/P	H01-3-013	H01-4-022			H01-7-002					
WRE 125	2000-06	H01-1-022/P	H01-2-007/P	H01-3-016	H01-4-023			H01-7-002					
WRE 125	2007	H01-1-022/P	H01-2-007/P	H01-3-033									
WRE 125	2008	H01-1-022/P	H01-2-007/P	H01-3-033	H01-4-029								
WRE 125	2009-10	H01-1-022/P	H01-2-007/P	H01-3-033									
WRE 125	2011		H01-2-007/P	H01-3-033									
<b>175cc</b>													
WR 175	1976-77	H01-1-004			H01-4-007								175cc
<b>250cc</b>													
CR 250	1991	C06-1-009/P		C06-3-009	H01-4-018								
CR 250	1992-93	H01-1-014/P	H01-2-005/P	C06-3-009	H01-4-018								
CR 250	1994-95	H01-1-014/P	H01-2-005/P	H01-3-014	H01-4-020								
CR 250	1996-97	H01-1-017/P	H01-2-005/P	H01-3-014	H01-4-020								
CR 250	1998-99	H01-1-017/P	H01-2-005/P	H01-3-015	H01-4-022								
CR 250	2000	H01-1-021/P	H01-2-005/P	H01-3-015	H01-4-023								
FC 250	2014-15	K01-1-027/P	K01-2-019/P	K01-3-028/P	K01-4-045								
FC 250	2016	K01-1-027/P	K01-2-019/P	K01-3-035/P	K01-4-045								
FE 250	2014-15	K01-1-028/P	K01-2-019/P	K01-3-028/P	K01-4-045								
FE 250	2016	K01-1-028/P	K01-2-019/P	K01-3-028/P	K01-4-045								
MX MODELS	1965-69	H01-1-019		H01-3-001	H01-4-001								
MX MODELS	1970-71	H01-1-001		H01-3-001	H01-4-001								
MX MODELS	1972-74	H01-1-001		H01-3-004	H01-4-005								
MX MODELS	1975	H01-1-001		H01-3-005	H01-4-005								
MX MODELS	1976	H01-1-002		H01-3-005	H01-4-005								
MX MODELS	1977	H01-1-005		H01-3-007	H01-4-008								
MX MODELS	1978	H01-1-005		H01-3-007	H01-4-011								
MX MODELS	1979	H01-1-007		H01-3-008	H01-4-011								
MX MODELS	1980	H01-1-007		H01-3-008	H01-4-012								
MX MODELS	1981-84	H01-1-007		H01-3-008	H01-4-011								
MX MODELS	1985-86	H01-1-009/P		H01-3-008	H01-4-015								
MX MODELS	1987			H01-3-008	H01-4-015								
TC 250	2005-07	H01-1-035/P	H01-2-013/P	K01-3-027/P	H01-4-026		H01-6-003				H01-4-027		
TC 250	2008-10	H01-1-038/P	H01-2-019/P	K01-3-027/P	H01-4-026		H01-6-003				H01-4-027		
TC 250	2011	H01-1-038/P	H01-2-019/P	K01-3-027/P	H01-4-030	H01-5-001					H01-4-027		
TC 250	2012	H01-1-037/P	H01-2-019/P	K01-3-027/P	H01-4-030	H01-5-001					H01-4-027		
TC 250	2013	H01-1-038/P	H01-2-019/P	K01-3-027/P									

MODEL	YEAR	FR BRAKE	RE BRAKE	CLUTCH	THROTTLE	START	DECOMP	SPEEDO	GASSER	DOHERTY	VEN 600A	AMAL T80	DOMINO
<b>HUSQVARNA</b>													
TC 250	2014-15	K01-1-027/P	K01-2-019/P	K01-3-027/P	K01-4-046								
TC 250	2016	K01-1-027/P	K01-2-019/P	K01-3-027/P	K01-4-046								
TE 250	2004-05	H01-1-032/P	H01-2-011/P	K01-3-027/P	H01-4-026		H01-6-003				H01-4-027		
TE 250	2006-07	H01-1-034/P	H01-2-013/P	K01-3-027/P	H01-4-026		H01-6-003				H01-4-027		
TE 250	2008-09	H01-1-037/P	H01-2-019/P	K01-3-027/P	H01-4-030		H01-6-003						
TE 250	2010-12	H01-1-037/P	H01-2-019/P	K01-3-027/P	H01-4-030	H01-5-001							
TE 250	2013	H01-1-038/P	H01-2-019/P	K01-3-027/P									
TE 250	2014-16	K01-1-028/P	K01-2-019/P	K01-3-028/P	K01-4-046								
TXC 250	2010-11	H01-1-038/P	H01-2-019/P	K01-3-027/P	H01-4-030	H01-5-001							
TXC 250	2012	H01-1-037/P	H01-2-019/P	K01-3-027/P	H01-4-030	H01-5-001							
TXC 250	2013	H01-1-038/P	H01-2-019/P	K01-3-027/P	H01-4-030								
WMX 250	1988-89			C06-3-009	C06-4-008								
WR 250	1980	H01-1-008		H01-3-008	H01-4-012								
WR 250	1981-84	H01-1-008		H01-3-008	H01-4-011								
WR 250	1985-86	H01-1-010/P		H01-3-008	H01-4-015								
WR 250	1987	H01-1-011/P		H01-3-008	H01-4-015								
WR 250	2006-07	H01-1-034/P	H01-2-014/P	H01-3-015	H01-4-023								
WR 250	2008-12	H01-1-034/P	H01-2-014/P	H01-3-017	H01-4-029								
WR MODELS	1976	H01-1-004		H01-3-005	H01-4-005								
WR MODELS	1977	H01-1-004		H01-3-007	H01-4-009								
WR MODELS	1978	H01-1-006		H01-3-007	H01-4-010								
WRE 250	1989	H01-1-013/P		C06-3-009	C06-4-008								
WRE 250	1990-91	H01-1-013/P		C06-3-009	H01-4-018								
WRE 250	1992-93	H01-1-015/P	H01-2-005/P	C06-3-009	H01-4-018								
WRE 250	1994	H01-1-016/P	H01-2-005/P	H01-3-014	H01-4-020								
WRE 250	1994-95	H01-1-015/P	H01-2-005/P	H01-3-014	H01-4-020								
WRE 250	1996-97	H01-1-018/P	H01-2-005/P	H01-3-014	H01-4-020								
WRE 250	1998-99	H01-1-018/P	H01-2-005/P	H01-3-015	H01-4-022								
WRE 250	2000	H01-1-022/P	H01-2-005/P	H01-3-015	H01-4-023								
<b>300-350cc</b>													
FC 350	2014-16	K01-1-027/P	K01-2-019/P	K01-3-028/P	K01-4-045								
FE 350	2014-16	K01-1-028/P	K01-2-019/P	K01-3-028/P	K01-4-045								
FE 350 S	2015-16	K01-1-028/P	K01-2-019/P	K01-3-028/P	K01-4-045								
TE 300	2014-16	K01-1-028/P	K01-2-019/P	K01-3-028/P	K01-4-046								
TE 310	2009-12	H01-1-037/P	H01-2-019/P	K01-3-027/P	H01-4-030								
TE 310	2013	H01-1-038/P	H01-2-019/P	K01-3-027/P	H01-4-030	H01-5-001							

MODEL	YEAR	FR BRAKE	RE BRAKE	CLUTCH	THROTTLE	START	DECOMP	SPEEDO	GASSER	DOHERTY	VEN 600A	AMAL T80	DOMINO
<b>HUSQVARNA</b>													
<b>350-390cc</b>													
TXC 310	2012	H01-1-037/P	H01-2-019/P	K01-3-027/P	enquire								
TXC 310	2013	H01-1-038/P	H01-2-019/P	K01-3-027/P									
WR 300	2009-12	H01-1-034/P	H01-2-014/P	H01-3-017	H01-4-029								
<b>350-390cc</b>													
<b>AUTOMATIC 360</b>													
GP 360	1974-76	H01-1-002		H01-3-005	H01-4-009								
MX 390	1977	H01-1-005		H01-3-007	H01-4-008								
MX 390	1977	H01-1-005		H01-3-007	H01-4-009								
MX 390	1978	H01-1-005		H01-3-007	H01-4-010								
MX 390	1979	H01-1-007		H01-3-008	H01-4-011								
MX 390	1980	H01-1-007		H01-3-008	H01-4-012								
MX 390	1981-84	H01-1-007		H01-3-008	H01-4-011								
MX 390	1985	H01-1-009/P	H01-2-002	H01-3-008	H01-4-011								
TE 350	1990-91	H01-1-013/P		H01-3-010	H01-4-019	H01-6-001							
TE 350	1992-93	H01-1-015/P		H01-3-012	H01-4-019	H01-6-001							
TE 350	1994	H01-1-015/P	H01-2-006/P	H01-3-012	H01-4-021	H01-6-001							
TE 350	1995	H01-1-015/P	H01-2-006/P	H01-3-012	H01-4-021	H01-6-002							
WR 360	1976-77	H01-1-004		H01-3-005	H01-4-009								
WR 360	1992-93	H01-1-015/P		C06-3-009	H01-4-018								
WR 360	1994	H01-1-015/P		H01-3-014	H01-4-020								
WR 360	1995	H01-1-015/P		H01-3-014	H01-4-020								
WR 360	1996-97	H01-1-018/P		H01-3-014	H01-4-020								
WR 360	1998	H01-1-018/P		H01-3-015	H01-4-020								
WR 390	1978	H01-1-006		H01-3-007	H01-4-010								
WR 390	1980	H01-1-008		H01-3-008	H01-4-012								
WR 390	1981-84	H01-1-008		H01-3-008	H01-4-011								
WR 390	1985	H01-1-008	H01-2-001	H01-3-008	H01-4-011								
<b>400-410cc</b>													
MX 400	1967-71	H01-1-001		H01-3-001	H01-4-001								
MX 400	1972-74	H01-1-001		H01-3-004	H01-4-005								
TE 410	1995	H01-1-015/P	H01-2-006/P	H01-3-012	H01-4-021	H01-6-002							
TE 410	1996-99	H01-1-018/P	H01-2-006/P	H01-3-012	H01-4-021	H01-6-002							
TE 410	2000	H01-1-022/P	H01-2-006/P	H01-3-012	H01-4-024	H01-6-002							
WR 400	1985-86	H01-1-010/P	H01-2-001	H01-3-008	H01-4-013								
WR 400	1987-88	H01-1-011/P	H01-2-003	H01-3-008	H01-4-013								

MODEL	YEAR	FR BRAKE	RE BRAKE	CLUTCH	THROTTLE	START	DECOMP	SPEEDO	GASSER	DOHERTY	VEN 600A	AMAL T80	DOMINO
<b>HUSQVARNA</b>													
411-449cc													
TC 449	2011-13	H01-1-038/P	H01-2-026/P	enquire	H01-4-032								411-449cc
TE 449	2011-13	H01-1-045/P	H01-2-026/P	enquire	H01-4-033								
450-460cc													
FC 450	2014-15	K01-1-027/P	K01-2-019/P	K01-3-028/P	K01-4-045								450-460cc
FC 450	2016	K01-1-027/P	K01-2-019/P	H05-3-004/P	K01-4-045								
FE 450	2014-15	K01-1-028/P	K01-2-019/P	H01-3-032/P	K01-4-045								
FE 450	2016	K01-1-028/P	K01-2-019/P	K01-3-028/P	K01-4-045								
FR 450	2016			K01-3-033/P									
MX 460	1973-74	H01-1-001		H01-3-002	H01-4-005								
SM 450 R	2004				H01-4-025								
SM 450 R	2005	H01-1-031/P	H01-2-011/P	K01-3-027/P	H01-4-026		H01-6-003				H01-4-027		
SM 450 R	2006	H01-1-036/P	H01-2-013/P	K01-3-027/P	H01-4-026		H01-6-003				H01-4-027		
SM 450 R	2007	H01-1-036/P	H01-2-013/P	K01-3-027/P	H01-4-026		H01-6-003				H01-4-027		
SM 450 R	2008	H01-1-036/P	H01-2-013/P	K01-3-027/P	H01-4-030		H01-6-003						
TC 450	2004	H01-1-035/P		K01-3-027/P	H01-4-025		H01-6-003						
TC 450	2005-06	H01-1-035/P	H01-2-013/P	K01-3-027/P	H01-4-026		H01-6-003				H01-4-027		
TC 450	2007	H01-1-038/P	H01-2-013/P	K01-3-027/P	H01-4-026		H01-6-003				H01-4-027		
TC 450	2008-10	H01-1-038/P	H01-2-019/P	K01-3-027/P	H01-4-026		H01-6-003				H01-4-027		
TE 450	2004	H01-1-028/P	H01-2-011/P	K01-3-027/P	H01-4-025		H01-6-003				H01-4-027		
TE 450	2005	H01-1-032/P	H01-2-011/P	K01-3-027/P	H01-4-026		H01-6-003				H01-4-027		
TE 450	2006	H01-1-033/P	H01-2-013/P	K01-3-027/P	H01-4-026		H01-6-003				H01-4-027		
TE 450	2007	H01-1-037/P	H01-2-013/P	K01-3-027/P	H01-4-026		H01-6-003				H01-4-027		
TE 450	2008-10	H01-1-037/P	H01-2-019/P	K01-3-027/P	H01-4-030		H01-6-003						
50cc													
BOY R	2004	H01-1-023/P											50cc
500-610cc													
FE 501	2014-15	K01-1-028/P	K01-2-019/P	K01-3-033/P	K01-4-045								500-610cc
FE 501	2016	K01-1-028/P	K01-2-019/P	K01-3-033/P	K01-4-045								
FE 501 S	2015	K01-1-028/P	K01-2-019/P	K01-3-033/P	K01-4-045								
FE 501 S	2016	K01-1-028/P	K01-2-019/P	K01-3-033/P	K01-4-045								
MX 500	1982-84	H01-1-007		H01-3-008	H01-4-013								
MX 500	1985-86	H01-1-009/P	H01-2-002	H01-3-008	H01-4-013								
MX 500	1987-88		H01-2-002	H01-3-008	H01-4-013								
SM 510 R	2005	H01-1-031/P	H01-2-011/P	K01-3-027/P	H01-4-026		H01-6-003				H01-4-027		
SM 510 R	2006	H01-1-036/P	H01-2-013/P	K01-3-027/P	H01-4-026		H01-6-003				H01-4-027		



MODEL	YEAR	FR BRAKE	RE BRAKE	CLUTCH	THROTTLE	START	DECOMP	SPEEDO	GASSER	DOHERTY	VEN 600A	AMAL T80	DOMINO
<b>HUSQVARNA</b>													
SM 510 R	2007	H01-1-036/P	H01-2-013/P	K01-3-027/P	H01-4-026		H01-6-003				H01-4-027		
SM 510 R	2008	H01-1-036/P	H01-2-020/P	K01-3-027/P	H01-4-030		H01-6-003						
SM 570 R	2001				H01-4-024								
SM 610	2005												
SM 610	2006	H01-1-022/P	H01-2-013/P	H01-3-019	H01-4-026						H01-4-027		
SM 610	2007	H01-1-022/P	H01-2-013/P	H01-3-019	H01-4-026						H01-4-027		
SM 610 ie	2008	H01-1-022/P	H01-2-013/P	H01-3-019	H01-4-030								
SM 610 S	2004	H01-1-024/P	H01-2-010/P										
TC 510	1984-85	H01-1-007	H01-2-002	H01-3-010	H01-4-016								
TC 510	1986	H01-1-009/P	H01-2-002	H01-3-010	H01-4-017		H01-6-001						
TC 510	1987	H01-1-009/P	H01-2-002	H01-3-010	H01-4-017		H01-6-001						
TC 510	1988-89		H01-2-004/P	H01-3-010	H01-4-017		H01-6-001						
TC 510	2005-06	H01-1-035/P	H01-2-013/P	K01-3-027/P	H01-4-026		H01-6-003				H01-4-027		
TC 510	2007	H01-1-038/P	H01-2-013/P	K01-3-027/P	H01-4-026		H01-6-003				H01-4-027		
TC 510	2008-10	H01-1-038/P	H01-2-019/P	K01-3-027/P	H01-4-026		H01-6-003				H01-4-027		
TC 510/610	1990-91		H01-2-004/P	H01-3-010	H01-4-017		H01-6-001						
TC 510/610	1992	H01-1-014/P	H01-2-004/P	H01-3-012	H01-4-017		H01-6-001	H01-7-002					
TC 510/610	1993	H01-1-014/P	H01-2-006/P	H01-3-012	H01-4-017		H01-6-001						
TC 510/610	1994	H01-1-014/P	H01-2-006/P	H01-3-012	H01-4-021		H01-6-001						
TC 510/610	1995	H01-1-014/P	H01-2-006/P	H01-3-012	H01-4-021		H01-6-002						
TC 510/610	1996-99	H01-1-017/P	H01-2-006/P	H01-3-012	H01-4-021		H01-6-002						
TC 510/610	2000	H01-1-021/P	H01-2-006/P	H01-3-012	H01-4-024		H01-6-002						
TC 511	2011-12	H01-1-045/P	H01-2-026/P	enquire	H01-4-033								
TC 511	2013	H01-1-038/P	H01-2-026/P	enquire	H01-4-033								
TC 570	2001				H01-4-024								
TE 510	2004-05	H01-1-032/P	H01-2-011/P	K01-3-027/P	H01-4-026		H01-6-003				H01-4-027		
TE 510	2006	H01-1-033/P	H01-2-013/P	K01-3-027/P	H01-4-026		H01-6-003				H01-4-027		
TE 510	2007	H01-1-037/P	H01-2-013/P	K01-3-027/P	H01-4-026		H01-6-003				H01-4-027		
TE 510	2008-10	H01-1-037/P	H01-2-019/P	K01-3-027/P	H01-4-030		H01-6-003						
TE 510/610	1989-90	H01-1-013/P	H01-2-004/P	H01-3-010	H01-4-017		H01-6-001						
TE 510/610	1991	H01-1-013/P	H01-2-004/P	H01-3-010	H01-4-017		H01-6-001						
TE 510/610	1992	H01-1-015/P	H01-2-004/P	H01-3-012	H01-4-017		H01-6-001	H01-7-002					
TE 510/610	1993	H01-1-015/P	H01-2-006/P	H01-3-012	H01-4-017		H01-6-001	H01-7-002					
TE 510/610	1994	H01-1-015/P	H01-2-006/P	H01-3-012	H01-4-021		H01-6-001	H01-7-002					
TE 510/610	1995	H01-1-015/P	H01-2-006/P	H01-3-012	H01-4-021		H01-6-001	H01-7-002					
TE 510/610	1996-99	H01-1-018/P	H01-2-006/P	H01-3-012	H01-4-021		H01-6-002	H01-7-002					
TE 510/610													

MODEL	YEAR	FR BRAKE	RE BRAKE	CLUTCH	THROTTLE	START	DECOMP	SPEEDO	GASSER	DOHERTY	VEN 600A	AMAL T80	DOMINO
<b>HUSQVARNA</b>													
TE 510/610	2000	H01-1-022/P	H01-2-006/P	H01-3-012	H01-4-024		H01-6-002	H01-7-002					
TE 511	2011-13	H01-1-045/P	H01-2-026/P	enquire	H01-4-033								
TE 570	2001				H01-4-024								
TE 610 'Dualsport'	2003-05	H01-1-027/P	H01-2-010/P										
TE 610	2006-08	H01-1-034/P	H01-2-013/P	H01-3-019	H01-4-026						H01-4-027		
<b>630cc</b>													
TE 630	2011	H01-1-034/P	H01-2-013/P	K01-3-027/P	H01-4-030								630cc
<b>85cc</b>													
TC 85	2014-16	K01-1-040/P	K01-2-011/P	K01-3-032/P	K01-4-046								85cc
<b>ITALJET</b>													
<b>100cc</b>													
JT 100 TRIALS	1983	I01-1-003		I01-3-003									100cc
<b>350cc</b>													
T 350 TRIALS	1983	I01-1-002	I01-2-001	I01-3-002	I01-4-004								350cc
<b>JCM</b>													
<b>250cc</b>													
250 TRIALS	1984-85	J02-1-001		J02-3-001	J02-4-001								250cc
250 TRIALS	1986	J02-1-002		J02-3-002	J02-4-001								
250 TRIALS	1989-91	J02-1-003/P		J02-3-003									
<b>KAWASAKI</b>													
<b>0-85cc</b>													
AR 50 (A1)	1982			K02-3-106									
KX 60 (A1-A2)	1983-84	K02-1-020			K02-4-021								
KX 60 (B1-B4)	1985-88	K02-1-020		K02-3-022	K02-4-021								
KX 60 (B5-B19)	1989-03	K02-1-020		K02-3-022	K02-4-026								
KX 65 (A1-A2)	2000-01	K02-1-033/P	K02-2-014/P	K02-3-041	K02-4-031								
KX 65 (A3-A4)	2002-03	K02-1-052/P	K02-2-014/P	K02-3-041	K02-4-031								
KX 65 (A5)	2004	K02-1-052/P	K02-2-020/P	K02-3-041	K02-4-037								
KX 65 (A6-A8F)	2005-08	K02-1-052/P	K02-2-022/P	K02-3-041	K02-4-037								
KX 65 (A9F-ABF)	2009-12	K02-1-052/P	K02-2-028/P	K02-3-041	K02-4-037								
KX 65	2013-18	K02-1-056/P	K02-2-031/P	K02-3-041	K02-4-037								
KX 80 (B2-D1)	1980-81	K02-1-010		K02-3-010									
KX 80 (D2)	1982	K02-1-013		K02-3-014	K02-4-023						K02-4-023/7		K02-4-011/8
KX 80 (E1)	1983	K02-1-016		K02-3-019	K02-4-023						K02-4-023/7		K02-4-023/8

MODEL	YEAR	FR BRAKE	RE BRAKE	CLUTCH	THROTTLE	START	DECOMP	SPEEDO	GASSER	DOHERTY	VEN 600A	AMAL T80	DOMINO
<b>KAWASAKI</b>													
KX 80 (E2-E3)	1984-85	K02-1-018/P		K02-3-019	K02-4-023				K02-4-023/7	K02-4-023/8			
KX 80 (G1-G2)	1986-87	K02-1-021/P	K02-2-006	K02-3-025	K02-4-023				K02-4-023/7	K02-4-023/8			
KX 80 (L1)	1988	K02-1-021/P	K02-2-007/P	K02-3-025	K02-4-023				K02-4-023/7	K02-4-023/8			
KX 80 (L2-L3)	1989-90	K02-1-021/P	K02-2-007/P	K02-3-031	K02-4-023				K02-4-023/7	K02-4-023/8			
KX 80 (R1-R6)	1991-96	K02-1-021/P	K02-2-010/P	K02-3-031	K02-4-023				K02-4-023/7	K02-4-023/8			
KX 80 (R7)	1997	K02-1-031/P	K02-2-010/P	K02-3-031	K02-4-023				K02-4-023/7	K02-4-023/8			
KX 80 (W1-W3)	1998-01	K02-1-032/P	K02-2-010/P	K02-3-031	K02-4-023				K02-4-023/7	K02-4-023/8			
KX 80 (Y1-Y3) 'Big Wheel'	1998-01	K02-1-032/P	K02-2-012/P	K02-3-031	K02-4-023				K02-4-023/7	K02-4-023/8			
KX 85 (A1-A4)	2001-04	K02-1-032/P	K02-2-010/P	K02-3-031	K02-4-038								
KX 85 (A5-ABF)	2005-11	K02-1-032/P	K02-2-023/P	K02-3-031	K02-4-038								
KX 85 'Big Wheel'	2012-13	K02-1-045/P	K02-2-003/P	K02-3-031	K02-4-038								
KX 85 (ACF)	2012-13	K02-1-045/P	K02-2-006/P	K02-3-031	K02-4-038								
KX 85 'Big Wheel'	2014-17	K02-1-034/P	K02-2-003/P	K02-3-057	K02-4-060								
KX 85	2014-18	K02-1-034/P	K02-2-006/P	K02-3-057	K02-4-060								
<b>100cc</b>													
KX 100 (B2)	1983	K02-1-016		K02-3-019	K02-4-023				K02-4-023/7	K02-4-023/8			100cc
KX 100 (C1/E3)	1984-85	K02-1-021/P		K02-3-019	K02-4-023				K02-4-023/7	K02-4-023/8			
KX 100 (J1-J2)	1986-87	K02-1-021/P	K02-2-006	K02-3-025	K02-4-023				K02-4-023/7	K02-4-023/8			
KX 100 (N1)	1988	K02-1-021/P	K02-2-007/P	K02-3-025	K02-4-023				K02-4-023/7	K02-4-023/8			
KX 100 (A1-A2)	1989-90	K02-1-021/P	K02-2-007/P	K02-3-031	K02-4-023				K02-4-023/7	K02-4-023/8			
KX 100 (B1)	1991	K02-1-021/P	K02-2-012/P	K02-3-031	K02-4-023				K02-4-023/7	K02-4-023/8			
KX 100 (B2-B6)	1992-96	K02-1-027/P	K02-2-012/P	K02-3-031	K02-4-023				K02-4-023/7	K02-4-023/8			
KX 100 (B7)	1997	K02-1-032/P	K02-2-012/P	K02-3-031	K02-4-023				K02-4-023/7	K02-4-023/8			
KX 100 (C1-C3)	1998-00	K02-1-032/P	K02-2-012/P	K02-3-031	K02-4-023				K02-4-023/7	K02-4-023/8			
KX 100 (D1-DBF)	2001-11	K02-1-032/P	K02-2-012/P	K02-3-031	K02-4-038								
KX 100	2012-13	K02-1-045/P	K02-2-003/P	K02-3-031	K02-4-038								
KX 100	2014-18	K02-1-034/P	K02-2-003/P	K02-3-057	K02-4-060								
<b>110cc</b>													
KLX 110	2002-09	K02-1-004			K02-4-006								110cc
KLX 110	2010-18	K02-1-005			K02-4-006								
KLX 110 L	2010-18	K02-1-006		K02-3-004	K02-4-006								
<b>125cc</b>													
KX 125 (A3-A4)	1976-77	K02-1-001		K02-3-001	K02-4-001								
KX 125 (A5)	1978	K02-1-009		K02-3-009									
KX 125 (A6-A7)	1979-80	K02-1-009		K02-3-011					K02-4-010/7	K02-4-010/8			
KX 125 (B1)	1981			K02-3-015	K02-4-013								

MODEL	YEAR	FR BRAKE	RE BRAKE	CLUTCH	THROTTLE	START	DECOMP	SPEEDO	GASSER	DOHERTY	VEN 600A	AMAL T80	DOMINO
<b>KAWASAKI</b>													
KX 125 (B2)	1982			K02-3-015	K02-4-013								
KX 125 (C1-C2)	1983-84	K02-1-017/P		K02-3-015	K02-4-013								
KX 125 (D1)	1985	K02-1-019/P	K02-2-002	K02-3-021	K02-4-013								
KX 125 (D2)	1986	K02-1-019/P	K02-2-005/P	K02-3-024	K02-4-014								
KX 125 (E1)	1987	K02-1-019/P	K02-2-005/P	K02-3-024	K02-4-014								
KX 125 (F1)	1988	K02-1-024/P	K02-2-005/P	K02-3-029	K02-4-025				K02-4-025/7	K02-4-025/8			
KX 125 (G1)	1989		K02-2-008/P	K02-3-029	K02-4-025				K02-4-025/7	K02-4-025/8			
KX 125 (H1-H2)	1990-91	K02-1-026/P	K02-2-008/P	K02-3-029	K02-4-025				K02-4-025/7	K02-4-025/8			
KX 125 (J1-J2)	1992-93	K02-1-026/P	K02-2-009/P	K02-3-029	K02-4-028								
KX 125 (K1)	1994	K02-1-028/P	K02-2-009/P	K02-3-032	K02-4-028								
KX 125 (K2)	1995	K02-1-028/P	K02-2-011/P	K02-3-034	K02-4-028								
KX 125 (K3)	1996	K02-1-029/P	K02-2-011/P	K02-3-034	K02-4-028								
KX 125 (K4)	1997	K02-1-030/P	K02-2-011/P	K02-3-036	K02-4-028								
KX 125 (K5)	1998	K02-1-030/P	K02-2-011/P	K02-3-036	K02-4-029								
KX 125 (L1)	1999	K02-1-030/P	K02-2-013/P	K02-3-038	K02-4-030								
KX 125 (L2-L4)	2000-02	K02-1-030/P	K02-2-013/P	K02-3-042	K02-4-030								
KX 125 (M1)	2003	K02-1-030/P	K02-2-015/P	K02-3-043	K02-4-030								
KX 125	2004	K02-1-041/P	K02-2-015/P	K02-3-044	K02-4-040								
KX 125	2005	K02-1-041/P	K02-2-025/P	K02-3-044	K02-4-040								
KX 125	2006-08	K02-1-041/P	K02-2-025/P	K02-3-049	K02-4-040								140cc
<b>140cc</b>													
KLX 140	2008-18	K02-1-051/P	K02-2-002/P	K02-3-005	K02-4-007								
KLX 140 L	2008-18	K02-1-051/P	K02-2-002/P	K02-3-005	K02-4-007								
<b>175cc</b>													
KDX 175 (A1-A3)	1980-82	K02-1-011		K02-3-011					K02-4-010/7	K02-4-010/8			175cc
<b>200-220cc</b>													
KDX 200 (A1)	1983	K02-1-015		K02-3-020	K02-4-013				K02-4-013/7	K02-4-013/8			200-220cc
KDX 200 (A2)	1984	K02-1-015		K02-3-020	K02-4-013				K02-4-013/7	K02-4-013/8			
KDX 200 (A3)	1985	K02-1-015		K02-3-020	K02-4-013				K02-4-013/7	K02-4-013/8			
KDX 200 (C1)	1986	K02-1-023/P	K02-2-003	K02-3-024	K02-4-014								
KDX 200 (C2)	1987	K02-1-023/P		K02-3-024	K02-4-014								
KDX 200 (C3)	1988	K02-1-023/P		K02-3-024	K02-4-024				K02-4-024/7	K02-4-024/8			
KDX 200 (E1)	1989	K02-1-023/P	K02-2-008/P	K02-3-030	K02-4-027								
KDX 200 (E2)	1990	K02-1-023/P	K02-2-008/P	K02-3-030	K02-4-027								
KDX 200 (E3)	1991	K02-1-023/P	K02-2-008/P	K02-3-030	K02-4-027								
KDX 200 (E4)	1992	K02-1-023/P	K02-2-008/P	K02-3-030	K02-4-027								

MODEL	YEAR	FR BRAKE	RE BRAKE	CLUTCH	THROTTLE	START	DECOMP	SPEEDO	GASSER	DOHERTY	VEN 600A	AMAL T80	DOMINO
<b>KAWASAKI</b>													
KDX 200 (E5-E6)	1993-94	enquire	K02-2-008/P	K02-3-030	K02-4-027								
KDX 200 (H1-H11)	1995-05	K02-1-037/P	K02-2-016/P	K02-3-040	K02-4-039								
KDX 200	2006	K02-1-037/P	enquire	K02-3-040	K02-4-039								
KDX 200 R (A4-A8)	1997-01	K02-1-037/P	K02-2-016/P	K02-3-040	K02-4-039								
KDX 220 R	2002-04	K02-1-037/P	K02-2-016/P	K02-3-040	K02-4-039								
KDX 220 R	2005	K02-1-037/P	enquire	K02-3-040	K02-4-039								
<b>250cc</b>													
KDX 250 (B3)	1982	K02-1-015		K02-3-016	K02-4-014								250cc
KLR 250	1986-98	K02-1-023/P		K02-3-033									
KLX 250	1982	K02-1-014		K02-3-017									
KT 250	1975-80	K02-1-003		K02-3-003	K02-4-004/6								
KX 250 (A2)	1976	K02-1-002		K02-3-002	K02-4-002								
KX 250 (A4)	1978			K02-3-009									
KX 250 (A5)	1979	K02-1-009		K02-3-009									
KX 250 (A6)	1980	K02-1-012		K02-3-012									
KX 250 (A7)	1981	K02-1-012		K02-3-012									
KX 250 (B1)	1982			K02-3-016	K02-4-014								
KX 250 (C1)	1983	K02-1-017/P	K02-2-001	K02-3-018	K02-4-016								
KX 250 (C2)	1984	K02-1-017/P	K02-2-001	K02-3-018	K02-4-018								
KX 250 (D1)	1985	K02-1-019/P	K02-2-003	K02-3-018	K02-4-019								
KX 250 (D2)	1986	K02-1-019/P	K02-2-005/P	K02-3-026	K02-4-019								
KX 250 (E1)	1987	K02-1-019/P	K02-2-005/P	K02-3-027	K02-4-019								
KX 250 (F1)	1988	K02-1-024/P	K02-2-005/P	K02-3-028	K02-4-024								
KX 250 (G1)	1989		K02-2-008/P	K02-3-028	K02-4-024								
KX 250 (H1-H2)	1990-91	K02-1-026/P	K02-2-008/P	K02-3-028	K02-4-024								
KX 250 (J1-J2)	1992-93	K02-1-026/P	K02-2-009/P	K02-3-028	K02-4-028								
KX 250 (K1)	1994	K02-1-028/P	K02-2-009/P	K02-3-028	K02-4-028								
KX 250 (K2)	1995	K02-1-028/P	K02-2-011/P	K02-3-028	K02-4-028								
KX 250 (K3)	1996	K02-1-029/P	K02-2-011/P	K02-3-035	K02-4-028								
KX 250 (K4)	1997	K02-1-030/P	K02-2-011/P	K02-3-037	K02-4-028								
KX 250 (K5)	1998	K02-1-030/P	K02-2-011/P	K02-3-037	K02-4-029								
KX 250 (L1-L4)	1999-02	K02-1-030/P	K02-2-013/P	K02-3-039	K02-4-030								
KX 250 (M1)	2003	K02-1-030/P	K02-2-015/P	K02-3-039	K02-4-030								
KX 250 (M2)	2004	K02-1-041/P	K02-2-015/P	K02-3-039	K02-4-040								
KX 250 (M3)	2005	K02-1-041/P	K02-2-025/P	K02-3-048	K02-4-040								
KX 250	2006	K02-1-041/P	K02-2-025/P	K02-3-048	K02-4-040								

MODEL	YEAR	FR BRAKE	RE BRAKE	CLUTCH	THROTTLE	START	DECOMP	SPEEDO	GASSER	DOHERTY	VEN 600A	AMAL T80	DOMINO
<b>KAWASAKI</b>													
KX 250													
KX 250 F	2007-09	K02-1-046/P	K02-2-025/P	K02-3-048	K02-4-040								
KX 250 F (N1)	2004	K02-1-041/P	K02-2-021/P	K02-3-046	K02-4-036	K02-5-001							
KX 250 F (N2)	2005	K02-1-041/P	K02-2-021/P	K02-3-047	K02-4-036	K02-5-001							
KX 250 F (T6F-T8F)	2006-08	K02-1-046/P	K02-2-024/P	K02-3-047	K02-4-042	K02-5-001							
KX 250 F (W9F-XAFB)	2009-10	K02-1-046/P	K02-2-024/P	K02-3-052	K02-4-042	K02-5-001							
KX 250 F (YBF)	2011	K02-1-046/P	K02-2-024/P	K02-3-054	K02-4-055								
KX 250 F (YCF)	2012	K02-1-054/P	K02-2-029/P	K02-3-054	K02-4-055								
KX 250 F	2013-16	K02-1-055/P	K02-2-029/P	K02-3-055	K02-4-058								
KX 250 F	2017-18	K02-1-055/P	K02-2-029/P	enquire	enquire								
KXT 250 (A1)	1984	K02-1-022	K02-2-004/P	K02-3-023	K02-4-022								
<b>300cc</b>													
KLX 300 R	1997-06	K02-1-049/P	K02-2-027/P	K02-3-051	K02-4-043			K02-7-103					300cc
<b>400-450cc</b>													
KLX 400	2003												
KLX 450 R 'Enduro'	2008-17	K02-1-057/P	K02-2-021/P	enquire	enquire								
KX 400 (A2)	1976	K02-1-002		K02-3-002	K02-4-003								
KX 420 (A1)	1980	K02-1-012		K02-3-013									
KX 420 (A2)	1981	K02-1-012		K02-3-013									
KX 450 F 'Supermoto'	2006	K02-1-048/P											
KX 450 F	2006-08	K02-1-046/P	K02-2-024/P	K02-3-050	K02-4-042								
KX 450 F	2009-11	K02-1-046/P	K02-2-024/P	K02-3-053	K02-4-044								
KX 450 F	2012	K02-1-054/P	K02-2-029/P	K02-3-053	K02-4-056								
KX 450 F	2013-15	K02-1-055/P	K02-2-029/P	K02-3-053	K02-4-059								
KX 450 F	2016	K02-1-055/P	K02-2-029/P	K02-3-058	K02-4-061								
KX 450 F	2017-18	K02-1-055/P	K02-2-029/P	K02-3-006	K02-4-061								
<b>500cc</b>													
KX 500 (A1)	1983	K02-1-017/P	K02-2-001	K02-3-018	K02-4-014								
KX 500 (A2)	1984	K02-1-017/P	K02-2-001	K02-3-018	K02-4-017								
KX 500 (B1)	1985	K02-1-019/P	K02-2-003	K02-3-018	K02-4-019				K02-4-019/7	K02-4-019/8			
KX 500 (B2)	1986	K02-1-019/P	K02-2-005/P	K02-3-026	K02-4-019				K02-4-019/7	K02-4-019/8			
KX 500 (C1)	1987	K02-1-019/P	K02-2-005/P	K02-3-027	K02-4-019				K02-4-019/7	K02-4-019/8			
KX 500 (D1)	1988	K02-1-024/P	K02-2-005/P	K02-3-028	K02-4-024				K02-4-024/7	K02-4-024/8			
KX 500 (E1)	1989		K02-2-008/P	K02-3-028	K02-4-024				K02-4-024/7	K02-4-024/8			
KX 500 (E2-E5)	1990-93	K02-1-026/P	K02-2-008/P	K02-3-028	K02-4-024				K02-4-024/7	K02-4-024/8			
KX 500 (E6)	1994	K02-1-028/P	K02-2-008/P	K02-3-028	K02-4-024				K02-4-024/7	K02-4-024/8			
KX 500 (E7)	1995	K02-1-028/P	K02-2-008/P	K02-3-028	K02-4-024				K02-4-024/7	K02-4-024/8			
<b>500cc</b>													

MODEL	YEAR	FR BRAKE	RE BRAKE	CLUTCH	THROTTLE	START	DECOMP	SPEEDO	GASSER	DOHERTY	VEN 600A	AMAL T80	DOMINO
<b>KAWASAKI</b>													
KX 500	1996-04	K02-1-029/P		K02-3-028	K02-4-024				K02-4-024/7	K02-4-024/8			KAWASAKI
<b>KTM</b>													
0-105cc													
MX 80	1985-86	K01-1-016/P		K01-3-012	K01-4-017								
MX 80	1986-87	K01-1-016/P		K01-3-013	K01-4-017								
SX 105	2006-12	K01-1-035/P	K01-2-011/P	K01-3-020/P	K01-4-027								
SX 50	2006-11	K01-1-043/P	K01-2-025/P										
SX 50	2012-17	K01-1-043/P	K01-2-025/P		K01-4-054								
SX 50	2018	K01-1-043/P	K01-2-025/P										
SX 60/65	1998	K01-1-029/P	K01-2-008/P		K01-4-035								
SX 60/65	1999-01	K01-1-029/P	K01-2-008/P	K01-3-025	K01-4-035								
SX 65	2002-03	K01-1-037/P	K01-2-008/P	K01-3-030/P	K01-4-043								
SX 65	2004-05	K01-1-037/P	K01-2-015/P	K01-3-030/P	K01-4-043								
SX 65	2006-08	K01-1-041/P	K01-2-015/P	K01-3-030/P	K01-4-043								
SX 65	2009-13	K01-1-041/P	K01-2-015/P	K01-3-030/P	K01-4-042								
SX 65	2014	K01-1-041/P	K01-2-015/P	K01-3-032/P	K01-4-042								
SX 65	2015-17	K01-1-041/P	K01-2-015/P	K01-3-032/P	K01-4-042								
SX 65 Mini	2018	K01-1-041/P	K01-2-015/P	K01-3-032/P	K01-4-042								
SX 85	2003-12	K01-1-035/P	K01-2-011/P	K01-3-030/P	K01-4-027								
SX 85	2013-16	K01-1-040/P	K01-2-011/P	K01-3-032/P	K01-4-046								
SX 85	2017	K01-1-040/P	K01-2-011/P	K01-3-032/P	K01-4-046								
SX 85	2018	K01-1-040/P	K01-2-011/P	K01-3-032/P	enquire								
XC 105	2008-09	K01-1-035/P	K01-2-011/P	K01-3-020/P	K01-4-027								
XC 85	2004-09	K01-1-035/P	K01-2-011/P	K01-3-030/P	K01-4-027								
125-200cc													
EXC 125	1994	K01-1-022/P		K01-3-017	K01-4-023								
EXC 125	1995	K01-1-022/P		K01-3-017	K01-4-023								
EXC 125	1996-97			K01-3-017	K01-4-023								
EXC 125	2013-15	K01-1-028/P	K01-2-013/P	K01-3-027/P	K01-4-046								
EXC 125	2016	K01-1-028/P	K01-2-019/P	K01-3-027/P	K01-4-046								
EXC 125	2016	K01-1-028/P	K01-2-019/P	K01-3-027/P	K01-4-046								
EXC 125/200	1998-99	K01-1-026/P	K01-2-007/P	K01-3-020/P	K01-4-027								
EXC 125/200	2000-02	K01-1-028/P	K01-2-007/P	K01-3-020/P	K01-4-027								
EXC 125/200	2003	K01-1-028/P	K01-2-012/P	K01-3-027/P	K01-4-027								
EXC 125/200	2004-12	K01-1-028/P	K01-2-013/P	K01-3-027/P	K01-4-027								
125-200cc													

MODEL	YEAR	FR BRAKE	RE BRAKE	CLUTCH	THROTTLE	START	DECOMP	SPEEDO	GASSER	DOHERTY	VEN 600A	AMAL T80	DOMINO
<b>KTM</b>													
EXC 200	2013-15	K01-1-028/P	K01-2-013/P	K01-3-027/P	K01-4-046								
EXC 200	2016	K01-1-028/P	K01-2-024/P	K01-3-027/P	K01-4-046								
GS 125	1985	K01-1-019/P		K01-3-009	K01-4-016								
GS 125	1985	K01-1-014/P		K01-3-009	K01-4-016								
GS 125	1986	K01-1-019/P	K01-2-001/P	K01-3-009	K01-4-016								
GS 125	1987	K01-1-019/P	K01-2-002/P	K01-3-015	K01-4-018								
GS 125	1988	K01-1-019/P	K01-2-002/P	K01-3-015	K01-4-022								
GS 125	1989-91	K01-1-022/P	K01-2-003/P	K01-3-015	K01-4-022								
GS 125	1992	K01-1-022/P	K01-2-003/P	K01-3-015	K01-4-022								
GS 125	1993	K01-1-022/P	K01-2-003/P	K01-3-024	K01-4-023								
MX 125	1979	K01-1-004		K01-3-003	K01-4-011								
MX 125	1980	K01-1-006		K01-3-005	K01-4-012								
MX 125	1981	K01-1-006		K01-3-005	K01-4-012								
MX 125	1984	K01-1-009		K01-3-009	K01-4-016								
MX 125	1985	K01-1-015/P		K01-3-009	K01-4-016								
MX 125	1985	K01-1-012/P		K01-3-009	K01-4-016								
MX 125	1986	K01-1-015/P	K01-2-001/P	K01-3-009	K01-4-016								
MX 125	1987	K01-1-015/P	K01-2-002/P	K01-3-015	K01-4-018								
MX 125	1988	K01-1-015/P	K01-2-002/P	K01-3-015	K01-4-020								
MX 125	1989	K01-1-021/P	K01-2-003/P	K01-3-015	K01-4-020								
MX 125	1990-91	K01-1-021/P	K01-2-003/P	K01-3-015	K01-4-023								
MX 125	1992	K01-1-021/P	K01-2-003/P	K01-3-015	K01-4-023								
MX 125	1993	K01-1-021/P	K01-2-003/P	K01-3-024	K01-4-023								
PL 125	1982	K01-1-008		K01-3-006	K01-4-013								
SX 125	1994	K01-1-021/P		K01-3-017	K01-4-023								
SX 125	1995	K01-1-023/P		K01-3-017	K01-4-023								
SX 125	1996-97	K01-1-023/P		K01-3-017	K01-4-023								
SX 125	1998-99	K01-1-023/P	K01-2-007/P	K01-3-020/P	K01-4-027								
SX 125	2000-02	K01-1-027/P	K01-2-007/P	K01-3-020/P	K01-4-027								
SX 125	2003	K01-1-027/P	K01-2-012/P	K01-3-027/P	K01-4-027								
SX 125	2004-11	K01-1-027/P	K01-2-013/P	K01-3-027/P	K01-4-027								
SX 125	2012-15	K01-1-027/P	K01-2-013/P	K01-3-027/P	K01-4-027								
SX 125	2016	K01-1-027/P	K01-2-019/P	K01-3-027/P	K01-4-046								
SX 125	2017	K01-1-027/P	K01-2-019/P	K01-3-035/P	K01-4-046								
SX 125	2018	K01-1-027/P	K01-2-019/P	K01-3-035/P	enquire								
SX 144	2008-09	K01-1-027/P	K01-2-013/P	K01-3-027/P	enquire								



MODEL	YEAR	FR BRAKE	RE BRAKE	CLUTCH	THROTTLE	START	DECOMP	SPEEDO	GASSER	DOHERTY	VEN 600A	AMAL T80	DOMINO
<b>KTM</b>													
SX 150	2009-12	K01-1-027/P	K01-2-013/P	K01-3-027/P	K01-4-027								
SX 150	2013-16	K01-1-027/P	K01-2-019/P	K01-3-027/P	K01-4-046								
SX 150	2017	K01-1-027/P	K01-2-019/P	K01-3-035/P	enquire								
SX 150	2018	K01-1-027/P		K01-3-035/P	enquire								
SX 200	2003	K01-1-027/P	K01-2-012/P	K01-3-027/P	K01-4-027								
SX 200	2004-05	K01-1-027/P	K01-2-013/P	K01-3-027/P	K01-4-027								
XC 150	2010-12	K01-1-028/P	K01-2-013/P	K01-3-027/P	K01-4-027								
XC 150	2013	K01-1-028/P	K01-2-013/P	K01-3-027/P	K01-4-046								
XC 150	2014	K01-1-027/P	K01-2-019/P	K01-3-027/P	K01-4-046								
XC 200	2006-09	K01-1-028/P	K01-2-013/P	K01-3-027/P	K01-4-027								
XC 250	2006-12	K01-1-028/P	K01-2-013/P	K01-3-028/P	K01-4-027								
XC 250	2013-16	K01-1-027/P	K01-2-019/P	K01-3-028/P	K01-4-046								
XC-W 200	2006-12	K01-1-028/P	K01-2-013/P	K01-3-027/P	K01-4-027								
XC-W 200	2013-14	K01-1-028/P	K01-2-013/P	K01-3-027/P	K01-4-046								
XC-W 200	2015-16	K01-1-028/P	K01-2-024/P	K01-3-027/P	K01-4-046								
<b>250cc</b>													
EXC 250	1994-95	K01-1-022/P	K01-2-005/P	K01-3-018	K01-4-024								K01-4-026
EXC 250	1994-96	K01-1-024/P	K01-2-005/P	K01-3-018	K01-4-024								K01-4-026
EXC 250	1997		K01-2-005/P	K01-3-018	K01-4-027								
EXC 250	1998	K01-1-025/P	K01-2-007/P	K01-3-018	K01-4-027								
EXC 250	1999	K01-1-025/P	K01-2-007/P	K01-3-021/P	K01-4-027								
EXC 250	2000-03	K01-1-028/P	K01-2-012/P	K01-3-021/P	K01-4-027								
EXC 250	2004-05	K01-1-028/P	K01-2-013/P	K01-3-028/P	K01-4-027								
EXC 250	2006-12	K01-1-028/P	K01-2-013/P	K01-3-028/P	K01-4-027								
EXC 250	2013-14	K01-1-028/P	K01-2-013/P	K01-3-028/P	K01-4-046								
EXC 250	2015-16	K01-1-028/P	K01-2-024/P	K01-3-028/P	K01-4-046								
EXC 250	2017	K01-1-040/P	K01-2-024/P	K01-3-035/P	enquire								
EXC-F 250	2004-06	K01-1-028/P	K01-2-013/P	K01-3-020/P	K01-4-036				K01-6-002				
EXC-F 250	2007-12	K01-1-028/P	K01-2-013/P	K01-3-028/P	K01-4-036				K01-6-002				
EXC-F 250	2013-15	K01-1-028/P	K01-2-013/P	K01-3-028/P	K01-4-045								
EXC-F 250	2016	K01-1-028/P	K01-2-019/P	K01-3-028/P	K01-4-045								
EXC-F 250	2017	K01-1-040/P	K01-2-024/P	K01-3-035/P	K01-4-052								
EXC-F 250	2018	K01-1-040/P		K01-3-035/P	K01-4-052								
GS 250	1979	K01-1-005		K01-3-003	K01-4-011								
GS 250	1984	K01-1-020		K01-3-007	K01-4-014								
GS 250	1985	K01-1-014/P		K01-3-010	K01-4-014								

MODEL	YEAR	FR BRAKE	RE BRAKE	CLUTCH	THROTTLE	START	DECOMP	SPEEDO	GASSER	DOHERTY	VEN 600A	AMAL T80	DOMINO
<b>KTM</b>													
GS 250	1985	K01-1-019/P		K01-3-010	K01-4-014								
GS 250	1986	K01-1-019/P	K01-2-001/P	K01-3-010	K01-4-016								
GS 250	1987	K01-1-019/P	K01-2-002/P	K01-3-014	K01-4-016								
GS 250	1988	K01-1-019/P	K01-2-002/P	K01-3-014	K01-4-016								
GS 250	1989	K01-1-022/P	K01-2-003/P	K01-3-014	K01-4-016								
GS 250	1990-91	K01-1-022/P	K01-2-004/P	K01-3-016	K01-4-016								
GS 250	1992	K01-1-022/P	K01-2-004/P	K01-3-016	K01-4-022								
GS 250	1993	K01-1-022/P	K01-2-004/P	K01-3-023	K01-4-022								
MX 250	1974				K01-4-009								
MX 250	1975-77				K01-4-010								
MX 250	1978	K01-1-003		K01-3-003	K01-4-010								
MX 250	1979	K01-1-004		K01-3-003	K01-4-011								
MX 250	1980	K01-1-006		K01-3-003	K01-4-011								
MX 250	1981	K01-1-006		K01-3-005	K01-4-011								
MX 250	1982	K01-1-007		K01-3-005	K01-4-014								
MX 250	1983-84	K01-1-009		K01-3-007	K01-4-014								
MX 250	1985	K01-1-012/P		K01-3-010	K01-4-014								
MX 250	1985	K01-1-015/P		K01-3-010	K01-4-014								
MX 250	1986	K01-1-015/P	K01-2-001/P	K01-3-010	K01-4-016								
MX 250	1987	K01-1-015/P	K01-2-002/P	K01-3-014	K01-4-018								
MX 250	1988	K01-1-015/P	K01-2-002/P	K01-3-014	K01-4-020								
MX 250	1989	K01-1-021/P	K01-2-003/P	K01-3-014	K01-4-022								
MX 250	1990-91	K01-1-021/P	K01-2-004/P	K01-3-016	K01-4-022								
MX 250	1992	K01-1-021/P	K01-2-004/P	K01-3-016	K01-4-022								
MX 250	1993	K01-1-021/P	K01-2-004/P	K01-3-023	K01-4-022								
R	2015-16	enquire	enquire	K01-3-032/P	K01-4-046								
SX 250	1994-95	K01-1-021/P	K01-2-005/P	K01-3-018	K01-4-024								K01-4-026
SX 250	1994-96	K01-1-023/P	K01-2-005/P	K01-3-018	K01-4-024								K01-4-026
SX 250	1997	K01-1-023/P	K01-2-005/P	K01-3-018	K01-4-027								
SX 250	1998	K01-1-023/P	K01-2-007/P	K01-3-018	K01-4-027								
SX 250	1999	K01-1-023/P	K01-2-007/P	K01-3-021/P	K01-4-027								
SX 250	2000-03	K01-1-027/P	K01-2-012/P	K01-3-021/P	K01-4-027								
SX 250	2004-12	K01-1-027/P	K01-2-013/P	K01-3-028/P	K01-4-027								
SX 250	2013-15	K01-1-027/P	K01-2-019/P	K01-3-028/P	K01-4-046								
SX 250	2016	K01-1-027/P	K01-2-024/P	K01-3-028/P	K01-4-046								
SX 250	2017-18	K01-1-027/P	K01-2-019/P	K01-3-035/P	enquire								

MODEL	YEAR	FR BRAKE	RE BRAKE	CLUTCH	THROTTLE	START	DECOMP	SPEEDO	GASSER	DOHERTY	VEN 600A	AMAL T80	DOMINO
<b>KTM</b>													
SX-F 250	2006	K01-1-027/P	K01-2-013/P	K01-3-020/P	K01-4-036	K01-6-003	K01-6-002						
SX-F 250	2007-10	K01-1-027/P	K01-2-013/P	K01-3-028/P	K01-4-036	K01-6-003	K01-6-002						
SX-F 250	2011-13	K01-1-027/P	K01-2-019/P	K01-3-028/P	K01-4-036								
SX-F 250	2014-15	K01-1-027/P	K01-2-019/P	K01-3-028/P	K01-4-045								
SX-F 250	2016-17	K01-1-027/P	K01-2-019/P	K01-3-035/P	K01-4-052								
SX-F 250	2018	K01-1-027/P		K01-3-035/P	K01-4-052								
XC 250	2006-12	K01-1-028/P	K01-2-013/P	K01-3-028/P	K01-4-027								
XC 250	2013-16	K01-1-027/P	K01-2-019/P	K01-3-028/P	K01-4-046								
XC-F 250	2013-14	K01-1-028/P	K01-2-019/P	K01-3-028/P	K01-4-045								
XC-F 250	2015	K01-1-028/P	K01-2-019/P	K01-3-028/P	K01-4-045								
XC-F 250	2016	K01-1-028/P	K01-2-019/P	K01-3-035/P	K01-4-052								
XCF-W 250	2006-12	K01-1-028/P	K01-2-013/P	K01-3-028/P	K01-4-036		K01-6-002						
XCF-W 250	2013-15	K01-1-028/P	K01-2-013/P	K01-3-028/P	K01-4-045								
XCF-W 250	2016	K01-1-028/P	K01-2-024/P	K01-3-028/P	K01-4-045								
XC-W 250	2006-12	K01-1-028/P	K01-2-013/P	K01-3-028/P	K01-4-027								
XC-W 250	2013-15	K01-1-028/P	K01-2-013/P	K01-3-028/P	K01-4-046								
XC-W 250	2016	K01-1-028/P	K01-2-024/P	K01-3-028/P	K01-4-046								
XC-W 250	2017	K01-1-040/P	K01-2-024/P	K01-3-035/P	enquire								
XC-W 250	2018	K01-1-040/P		K01-3-035/P	enquire								
<b>300-350cc</b>													
350 FREERIDE	2013-16	enquire	enquire	K01-3-032/P	K01-4-050								
EXC 300	1991			K01-3-016									
EXC 300	1994-96	K01-1-022/P	K01-2-005/P	K01-3-018	K01-4-024								K01-4-026
EXC 300	1994-96	K01-1-024/P	K01-2-005/P	K01-3-018	K01-4-024								K01-4-026
EXC 300	1997		K01-2-005/P	K01-3-018	K01-4-027								
EXC 300	1998	K01-1-025/P	K01-2-007/P	K01-3-018	K01-4-027								
EXC 300	1999	K01-1-025/P	K01-2-007/P	K01-3-021/P	K01-4-027								
EXC 300	2000-02	K01-1-028/P	K01-2-007/P	K01-3-021/P	K01-4-027								
EXC 300	2003	K01-1-028/P	K01-2-007/P	K01-3-028/P	K01-4-027								
EXC 300	2004-11	K01-1-028/P	K01-2-013/P	K01-3-028/P	K01-4-027								
EXC 300	2012-14	K01-1-028/P	K01-2-013/P	K01-3-028/P	K01-4-046								
EXC 300	2015-16	K01-1-028/P	K01-2-024/P	K01-3-028/P	K01-4-046								
EXC 300	2017	K01-1-040/P	K01-2-024/P	K01-3-035/P	enquire								
EXC-F 350	2012	K01-1-028/P	K01-2-019/P	K01-3-028/P	K01-4-036								
EXC-F 350	2013-16	K01-1-028/P	K01-2-013/P	K01-3-028/P	K01-4-045								
EXC-F 350	2017	K01-1-040/P	K01-2-024/P	K01-3-035/P	K01-4-052								
<b>300-350cc</b>													

MODEL	YEAR	FR BRAKE	RE BRAKE	CLUTCH	THROTTLE	START	DECOMP	SPEEDO	GASSER	DOHERTY	VEN 600A	AMAL T80	DOMINO
<b>KTM</b>													
EXC-F 350	2018	K01-1-040/P		K01-3-035/P	K01-4-052								
GS 300	1992	K01-1-022/P	K01-2-004/P	K01-3-016	K01-4-022								
GS 300	1993	K01-1-022/P	K01-2-004/P	K01-3-023	K01-4-022								
GS 350	1988	K01-1-019/P	K01-2-002/P	K01-3-011	K01-4-014								
GS 350	1989-91	K01-1-022/P	K01-2-003/P	K01-3-011	K01-4-025								
GS 350	1993		K01-2-003/P	K01-3-022	K01-4-032	K01-5-001	K01-6-001						
MX 300	1992	K01-1-021/P	K01-2-004/P	K01-3-016	K01-4-022								
MX 300	1993	K01-1-021/P	K01-2-004/P	K01-3-023	K01-4-022								
MX 350	1987-88	K01-1-015/P	K01-2-002/P	K01-3-011	K01-4-014								
MX 350	1989-91	K01-1-021/P	K01-2-003/P	K01-3-011	K01-4-020								
SC 350	1994		K01-2-003/P	K01-3-017	K01-4-032	K01-5-001	K01-6-001						
SC 350	1995	K01-1-022/P		K01-3-017	K01-4-032	K01-5-001	K01-6-001						
SX 300	1994-95	K01-1-021/P	K01-2-005/P	K01-3-018	K01-4-024								K01-4-026
SX 300	1994-96	K01-1-023/P	K01-2-005/P	K01-3-018	K01-4-024								K01-4-026
SX 300	1997	K01-1-023/P	K01-2-005/P	K01-3-018	K01-4-027								
SX 300	1998	K01-1-023/P	K01-2-007/P	K01-3-018	K01-4-027								
SX-F 350	2011-12	K01-1-027/P	K01-2-019/P	K01-3-028/P	K01-4-036								
SX-F 350	2013-15	K01-1-027/P	K01-2-019/P	K01-3-028/P	K01-4-045								
SX-F 350	2016-17	K01-1-027/P	K01-2-019/P	K01-3-035/P	K01-4-052								
SX-F 350	2018	K01-1-027/P		K01-3-035/P	K01-4-052								
XC 300	2006-12	K01-1-028/P	K01-2-013/P	K01-3-028/P	K01-4-027								
XC 300	2013-16	K01-1-028/P	K01-2-019/P	K01-3-028/P	K01-4-046								
XC-F 350 'USA'	2013-15	K01-1-027/P	K01-2-019/P	K01-3-028/P	K01-4-045								
XC-F 350 'USA'	2016	K01-1-027/P		K01-3-035/P	K01-4-045								
XCF-W 350	2013-16	K01-1-028/P	K01-2-013/P	K01-3-028/P	K01-4-045								
XC-W 300	2006-11	K01-1-028/P	K01-2-013/P	K01-3-028/P	K01-4-027								
XC-W 300	2012-14	K01-1-028/P	K01-2-013/P	K01-3-028/P	K01-4-046								
XC-W 300	2015-16	K01-1-028/P	K01-2-024/P	K01-3-028/P	K01-4-046								
XC-W 300	2017	K01-1-040/P	K01-2-024/P	K01-3-035/P	enquire								
XC-W 300	2017	K01-1-040/P		K01-3-035/P	enquire								
<b>360-380cc</b>													
EXC 360	1996	K01-1-024/P	K01-2-005/P	K01-3-018	K01-4-024								360-380cc
EXC 380	1997		K01-2-005/P	K01-3-018	K01-4-027								K01-4-026
EXC 380	1998	K01-1-025/P	K01-2-007/P	K01-3-018	K01-4-027								
EXC 380	1999	K01-1-025/P	K01-2-007/P	K01-3-021/P	K01-4-027								
EXC 380	2000-02	K01-1-028/P	K01-2-007/P	K01-3-021/P	K01-4-027								

MODEL	YEAR	FR BRAKE	RE BRAKE	CLUTCH	THROTTLE	START	DECOMP	SPEEDO	GASSER	DOHERTY	VEN 600A	AMAL T80	DOMINO
<b>KTM</b>													
EXC 380	2003	K01-1-028/P	K01-2-007/P	K01-3-028/P	K01-4-027								KTM
SX 360	1996	K01-1-023/P	K01-2-005/P	K01-3-018	K01-4-024								K01-4-026
SX 380	1997	K01-1-023/P	K01-2-005/P	K01-3-018	K01-4-027								
SX 380	1998	K01-1-023/P	K01-2-007/P	K01-3-018	K01-4-027								
SX 380	1999	K01-1-023/P	K01-2-007/P	K01-3-021/P	K01-4-027								
SX 380	2000-02	K01-1-027/P	K01-2-007/P	K01-3-021/P	K01-4-027								
SX 380	2003	K01-1-027/P	K01-2-007/P	K01-3-028/P	K01-4-027								
<b>400-450cc</b>													
EGS 400	1996		K01-2-006/P	K01-3-017	K01-4-028		K01-6-001						
EGS/EGSE 400	1997			K01-3-017	K01-4-028		K01-6-001						
EXC 400	1995			K01-3-017	K01-4-028	K01-5-001	K01-6-001						
EXC 400	2000-02	K01-1-028/P											
EXC 400	2003-11	K01-1-028/P	K01-2-013/P	K01-3-020/P	K01-4-036		K01-6-002						
EXC 400	2012	K01-1-028/P	K01-2-013/P	K01-3-028/P	K01-4-036								
EXC 440	1994-95			K01-3-019									
EXC 440	1994-95			K01-3-019									
EXC 450	2003-11	K01-1-028/P	K01-2-013/P	K01-3-020/P	K01-4-036		K01-6-002						
EXC 450	2012	K01-1-028/P	K01-2-013/P	K01-3-033/P	K01-4-036								
EXC 450	2013-16	K01-1-028/P	K01-2-013/P	K01-3-033/P	K01-4-045								
EXC 450	2017	K01-1-040/P	K01-2-024/P	K01-3-035/P	K01-4-052								
EXC 450 F	2003-11	K01-1-028/P	K01-2-013/P	K01-3-020/P	K01-4-036		K01-6-002						
EXC 450 F	2012	K01-1-028/P	K01-2-013/P	K01-3-033/P	K01-4-036								
EXC 450 F	2013-16	K01-1-028/P	K01-2-013/P	K01-3-033/P	K01-4-045								
EXC 450 F	2017	K01-1-040/P	K01-2-024/P	K01-3-035/P	K01-4-052								
EXC-R 450	2008-09	K01-1-028/P	K01-2-013/P	K01-3-028/P	K01-4-036		K01-6-002						
EXC-R 450	2008-09		K01-2-013/P										
GS 400	1993		K01-2-003/P	K01-3-022	K01-4-028	K01-5-001	K01-6-001						
GS 420	1979-81	K01-1-005		K01-3-004	K01-4-011								
LSE 400	1997			K01-3-017	K01-4-028		K01-6-001						
MX 400	1978	K01-1-003		K01-3-004	K01-4-010								
MX 420	1979-81	K01-1-006		K01-3-004	K01-4-011								
SC 400	1994		K01-2-003/P	K01-3-017	K01-4-028	K01-5-001	K01-6-001						
SC 400	1995	K01-1-022/P		K01-3-017	K01-4-028	K01-5-001	K01-6-001						
SC 400	1996	K01-1-022/P	K01-2-006/P	K01-3-017	K01-4-028		K01-6-001						
SC 400	1998	K01-1-025/P		K01-3-017	K01-4-028		K01-6-001						
SMR 450	2005-09	K01-1-034/P	K01-2-013/P	K01-3-028/P	K01-4-036								

MODEL	YEAR	FR BRAKE	RE BRAKE	CLUTCH	THROTTLE	START	DECOMP	SPEEDO	GASSER	DOHERTY	VEN 600A	AMAL T80	DOMINO
<b>KTM</b>													
SMR 450	2013	K01-1-027/P	K01-2-019/P	K01-3-033/P	K01-4-045								
SMR 450	2014		K01-2-019/P	K01-3-033/P	K01-4-045								
SX 400	1995	K01-1-022/P		K01-3-017	K01-4-028	K01-5-001	K01-6-001						
SX 400	1998	K01-1-023/P		K01-3-017	K01-4-028		K01-6-001						
SX 400	1999	K01-1-023/P		K01-3-017	K01-4-033		K01-6-001						
SX 400	2000-02	K01-1-027/P	K01-2-007/P	K01-3-020/P	K01-4-034		K01-6-002				K01-4-034/9		
SX 400	2003	K01-1-027/P	K01-2-012/P	K01-3-020/P	K01-4-036		K01-6-002						
SX 400	2004-05	K01-1-027/P	K01-2-013/P	K01-3-020/P	K01-4-036		K01-6-002						
SX 440	1994-95			K01-3-019									
SX 440	1994-95			K01-3-019									
SX 450	2003	K01-1-027/P	K01-2-012/P	K01-3-020/P	K01-4-036		K01-6-002						
SX 450	2004-06	K01-1-027/P	K01-2-013/P	K01-3-020/P	K01-4-036		K01-6-002						
SX 450	2007-09	K01-1-027/P	K01-2-013/P	K01-3-028/P	K01-4-036		K01-6-002						
SXC 400	1997	K01-1-025/P		K01-3-017	K01-4-028		K01-6-001						
SXC 400	1999	K01-1-025/P		K01-3-017	K01-4-033		K01-6-001						
SXC 400	2000-02	K01-1-028/P	K01-2-007/P	K01-3-020/P	K01-4-034		K01-6-002				K01-4-034/9		
SXC 400	2003-09	K01-1-028/P									K01-4-034/9		
SX-F 450	2007-10	K01-1-027/P	K01-2-013/P	K01-3-028/P	K01-4-036	K01-6-003							
SX-F 450	2011-12	K01-1-027/P	K01-2-019/P	K01-3-028/P	K01-4-036								
SX-F 450	2013	K01-1-027/P	K01-2-019/P	K01-3-028/P	K01-4-045								
SX-F 450	2014-16	K01-1-027/P	K01-2-019/P	K01-3-033/P	K01-4-045								
SX-F 450	2017	K01-1-027/P	K01-2-019/P	K01-3-033/P	K01-4-052								
SX-F 450	2018	K01-1-027/P		K01-3-033/P	K01-4-052								
XC 450	2007	K01-1-027/P	K01-2-013/P	K01-3-020/P	K01-4-036		K01-6-002						
XC-F 450	2008-09	K01-1-028/P	K01-2-013/P	K01-3-028/P	K01-4-036	K01-6-003	K01-6-002						
XC-F 450	2013-15	K01-1-027/P	K01-2-019/P	K01-3-020/P	K01-4-045								
XC-F 450	2016	K01-1-027/P		K01-3-020/P	K01-4-045								
XCR-W 450	2008	K01-1-028/P	K01-2-013/P	K01-3-027/P	K01-4-036		K01-6-002						
XC-W 400	2007-10	K01-1-027/P	K01-2-013/P	K01-3-020/P	K01-4-036								
XC-W 450 'USA'	2007	K01-1-027/P	K01-2-013/P	K01-3-020/P	K01-4-036								
XC-W 450 'USA'	2008-12	K01-1-028/P	K01-2-013/P	K01-3-020/P	K01-4-036								
XC-W 450 'USA'	2013-16	K01-1-028/P	K01-2-013/P	K01-3-033/P	K01-4-045								
<b>495-560cc</b>													
EXC 500	2012	K01-1-028/P	K01-2-013/P	K01-3-033/P	K01-4-036								
EXC 500	2013-16	K01-1-028/P	K01-2-013/P	K01-3-033/P	K01-4-045						K01-4-036/9		
EXC 525	2006	K01-1-028/P	K01-2-013/P	K01-3-020/P	K01-4-036		K01-6-002				K01-4-036/9		
<b>495-560cc</b>													

MODEL	YEAR	FR BRAKE	RE BRAKE	CLUTCH	THROTTLE	START	DECOMP	SPEEDO	GASSER	DOHERTY	VEN 600A	AMAL T80	DOMINO
<b>KTM</b>													
EXC 525	2007	K01-1-028/P	K01-2-013/P	K01-3-028/P	K01-4-036		K01-6-002				K01-4-036/9		
EXC 530	2010-12	K01-1-028/P	K01-2-013/P	K01-3-028/P	K01-4-036						K01-4-036/9		
EXC F 500	2012-14	K01-1-028/P	K01-2-013/P	K01-3-033/P	K01-4-045								
EXC F 500	2017	K01-1-040/P	K01-2-024/P	K01-3-035/P	K01-4-052								
EXC F 500	2018	K01-1-040/P		K01-3-035/P	K01-4-052								
EXC-R 530	2008-09	K01-1-028/P	K01-2-013/P	K01-3-028/P	K01-4-036		K01-6-002				K01-4-036/9		
EXC-W 500 'USA'	2012	K01-1-028/P	K01-2-013/P	K01-3-020/P	K01-4-036								
EXC-W 500 'USA'	2013	K01-1-028/P	K01-2-013/P	K01-3-033/P	K01-4-045						K01-4-036/9		
FE570	2009-12		K01-2-013/P										
GS 495 'White Power'	1984	K01-1-013		K01-3-004	K01-4-014								
GS 495 'Marzocchi'	1985	K01-1-014/P		K01-3-011	K01-4-014								
GS 495 'White Power'	1986	K01-1-019/P	K01-2-001/P	K01-3-011	K01-4-014								
GS 495 'White Power'	1987	K01-1-019/P	K01-2-002/P	K01-3-011	K01-4-014								
GS 495 'White Power'	1988	K01-1-019/P	K01-2-002/P	K01-3-011	K01-4-020								
GS 495/540 'White Power'	1989-91	K01-1-022/P	K01-2-003/P	K01-3-011	K01-4-020								
GS 495/550 'White Power'	1992	K01-1-022/P	K01-2-003/P	K01-3-011									
GS 495/550 'White Power'	1993	K01-1-022/P	K01-2-003/P	K01-3-011									
GS 500/550 'White Power'	1994	K01-1-022/P	K01-2-003/P	K01-3-011									
GS 500/550 'Marzocchi'	1995	K01-1-024/P		K01-3-019	K01-4-025								
GS 500/550 'White Power'	1984	K01-1-013		K01-3-019	K01-4-025								
GS 500/560 'White Power'	1985	K01-1-014/P		K01-3-008	K01-4-015								
GS 500/560 'White Power'	1986	K01-1-019/P		K01-3-008	K01-4-025								
GS 500/560 'Marzocchi'	1986	K01-1-019/P		K01-3-008	K01-4-025								
GS 500/560 'White Power'	1986	K01-1-019/P	K01-2-001/P	K01-3-008	K01-4-025								
GS 500/560 'White Power'	1987	K01-1-019/P	K01-2-002/P	K01-3-024	K01-4-019	(Dellorto Carb)							
GS 500/560 'White Power'	1987	K01-1-019/P	K01-2-002/P	K01-3-024	K01-4-021	(Bing Carb)							
GS 500/560 'White Power'	1988	K01-1-019/P	K01-2-002/P	K01-3-024	K01-4-021	(Bing Carb)							
GS 500/560 'White Power'	1988	K01-1-019/P	K01-2-002/P	K01-3-024	K01-4-019	(Dellorto Carb)							
GS 500/560 'White Power'	1989	K01-1-022/P		K01-3-024	K01-4-021	(Bing Carb)							
GS 500/560 'White Power'	1989	K01-1-022/P		K01-3-024	K01-4-019	(Dellorto Carb)							
GS 500LC4 'White Power'	1990-91	K01-1-022/P		K01-3-024	K01-4-019								
GS 500LC4 'White Power'	1992	K01-1-022/P		K01-3-024	K01-4-019								
MX 495	1982	K01-1-007		K01-3-004	K01-4-011								
MX 495	1983	K01-1-007		K01-3-004	K01-4-014								
MX 495 'White Power'	1984	K01-1-011		K01-3-004	K01-4-014								
MX 495 'Marzocchi'	1984	K01-1-009		K01-3-004	K01-4-014								
MX 495 'Marzocchi'	1985	K01-1-012/P		K01-3-011	K01-4-014								

KTM		MODEL	YEAR	FR BRAKE	RE BRAKE	CLUTCH	THROTTLE	START	DECOMP	SPEEDO	GASSER	DOHERTY	VEN 600A	AMAL T80	DOMINO
MX 495		'White Power'	1986	K01-1-015/P	K01-2-001/P	K01-3-011	K01-4-014								
MX 495		'White Power'	1987	K01-1-015/P	K01-2-002/P	K01-3-011	K01-4-014								
MX 495		'White Power'	1988	K01-1-015/P	K01-2-002/P	K01-3-011	K01-4-020								
MX 495/540		'White Power'	1989-91	K01-1-021/P	K01-2-003/P	K01-3-011	K01-4-020								
MX 495/550		'White Power'	1992	K01-1-021/P	K01-2-003/P	K01-3-011									
MX 495/550		'White Power'	1993	K01-1-021/P	K01-2-003/P	K01-3-011									
MX 500/550		'White Power'	1994	K01-1-021/P		K01-3-019	K01-4-025								
MX 500/550		'Marzocchi'	1995	K01-1-023/P	K01-3-019	K01-3-019	K01-4-025								
MX 500/560		'Marzocchi'	1983	K01-1-009		K01-3-008	K01-4-015								
MX 500/560		'White Power'	1984	K01-1-011		K01-3-008	K01-4-015								
MX 500/560		'White Power'	1985	K01-1-015/P		K01-3-008	K01-4-025								
MX 500/560		'Marzocchi'	1985	K01-1-012/P		K01-3-008	K01-4-025								
MX 500/560		'White Power'	1986	K01-1-015/P	K01-2-001/P	K01-3-008	K01-4-025								
MX 500/560		'White Power'	1987	K01-1-015/P	K01-2-002/P	K01-3-024	K01-4-021	(Bing Carb)							
MX 500/560		'White Power'	1987	K01-1-015/P	K01-2-002/P	K01-3-024	K01-4-019	(Dellorto Carb)							
MX 500/560		'White Power'	1988	K01-1-015/P	K01-2-002/P	K01-3-024	K01-4-021	(Bing Carb)							
MX 500/560		'White Power'	1988	K01-1-015/P	K01-2-002/P	K01-3-024	K01-4-019	(Dellorto Carb)							
MX 500/560		'White Power'	1989	K01-1-021/P		K01-3-024	K01-4-019	(Dellorto Carb)							
MX 500/560		'White Power'	1989	K01-1-021/P		K01-3-024	K01-4-021	(Bing Carb)							
MX 500LC4		'White Power'	1990-91	K01-1-021/P		K01-3-024	K01-4-019								
MX 500LC4		'White Power'	1992	K01-1-021/P		K01-3-024	K01-4-019								
MXC 525			2003	K01-1-028/P	K01-2-012/P	K01-3-020/P	K01-4-034		K01-6-002				K01-4-036/9		
MXC 525			2004-05	K01-1-028/P	K01-2-013/P	K01-3-020/P	K01-4-036		K01-6-002				K01-4-036/9		
SX 505			2008	K01-1-027/P	K01-2-013/P	K01-3-028/P	K01-4-036								
SX 520			1999-02	K01-1-027/P	K01-2-007/P	K01-3-020/P	K01-4-034		K01-6-002				K01-4-034/9		
SX 525			2003	K01-1-027/P	K01-2-012/P	K01-3-020/P	K01-4-034		K01-6-002				K01-4-036/9		
SX 525			2004-05	K01-1-027/P	K01-2-013/P	K01-3-020/P	K01-4-036		K01-6-002				K01-4-036/9		
SX 525			2006	K01-1-027/P	K01-2-013/P	K01-3-020/P	K01-4-036		K01-6-002				K01-4-036/9		
SXC 520			1999-02	K01-1-028/P	K01-2-007/P	K01-3-020/P	K01-4-034		K01-6-002				K01-4-034/9		
SXC 525			2003	K01-1-027/P	K01-2-012/P	K01-3-020/P	K01-4-034		K01-6-002				K01-4-036/9		
SXC 525			2004-05	K01-1-027/P	K01-2-013/P	K01-3-020/P	K01-4-036		K01-6-002				K01-4-036/9		
SXC 525			2006	K01-1-027/P	K01-2-013/P	K01-3-020/P	K01-4-036		K01-6-002				K01-4-036/9		
SXC 540			1999	K01-1-025/P		K01-3-017	K01-4-033		K01-6-001						
XC 525		'USA'	2007	K01-1-027/P	K01-2-013/P	K01-3-028/P	K01-4-036		K01-6-002				K01-4-036/9		
XC-F 505			2008-09	K01-1-028/P	K01-2-013/P	K01-3-028/P	K01-4-036								
XCR-W 530		'USA'	2008	K01-1-028/P	K01-2-013/P	K01-3-027/P	K01-4-036		K01-6-002						
XCR-W 500		'USA'	2012-16	K01-1-028/P	K01-2-013/P	K01-3-033/P	K01-4-045								



MODEL	YEAR	FR BRAKE	RE BRAKE	CLUTCH	THROTTLE	START	DECOMP	SPEEDO	GASSER	DOHERTY	VEN 600A	AMAL T80	DOMINO
<b>KTM</b>													
XC-W 530	2009-12	K01-1-028/P	K01-2-013/P	K01-3-028/P	K01-4-036								KTM
<b>600-690cc</b>													
EGS 600/620	1994		K01-2-003/P	K01-3-017	K01-4-028								
EGS 620	1995			K01-3-017	K01-4-028	K01-5-001	K01-6-001						
EGS 620	1996		K01-2-006/P	K01-3-017	K01-4-028		K01-6-001						
EGS/EGSE 620	1997			K01-3-017	K01-4-028		K01-6-001						
ENDURO-R 690	2008-13	K01-1-036/P	K01-2-014/P	K01-3-028/P	K01-4-037								
EXC 600/620	1994		K01-2-003/P	K01-3-017	K01-4-028								
EXC 620	1995			K01-3-017	K01-4-028	K01-5-001	K01-6-001						
EXC 620	1996		K01-2-006/P	K01-3-017	K01-4-028		K01-6-001						
GS 600	1990	K01-1-022/P		K01-3-024	K01-4-019								
GS 600	1991	K01-1-022/P		K01-3-024	K01-4-019								
GS 600	1992	K01-1-022/P		K01-3-024	K01-4-019								
GS 600/620	1993		K01-2-003/P	K01-3-022	K01-4-028								
LC4 640	2003-05	K01-1-032/P		K01-3-029/P									
LC4 640 (Mikuni Carb)	2000-06				K01-4-038								
LMC 660 SUPERMOTO	2003												
LSE 620	1997						K01-6-001						
MX 600	1990	K01-1-021/P		K01-3-017	K01-4-028								
MX 600	1991	K01-1-021/P		K01-3-024	K01-4-019								
MX 600	1992	K01-1-021/P		K01-3-024	K01-4-019								
MX 600/620	1993		K01-2-003/P	K01-3-022	K01-4-028								
SC 600/620	1994		K01-2-003/P	K01-3-017	K01-4-028								
SC 620	1995	K01-1-022/P		K01-3-017	K01-4-028	K01-5-001	K01-6-001						
SC 620	1996	K01-1-022/P	K01-2-006/P	K01-3-017	K01-4-028		K01-6-001						
SC 620	1997	K01-1-025/P		K01-3-017	K01-4-028		K01-6-001						
SC 620	1998	K01-1-025/P		K01-3-017	K01-4-028		K01-6-001						
SMC 660	2003												
SMC 690	2008-10	K01-1-036/P	K01-2-014/P	K01-3-028/P	K01-4-037								
SX 600/620	1994		K01-2-003/P	K01-3-017	K01-4-028								
SX 620	1995	K01-1-022/P		K01-3-017	K01-4-028	K01-5-001	K01-6-001						
SX 620	1996	K01-1-023/P	K01-2-006/P	K01-3-017	K01-4-028		K01-6-001						
SX 620	1997-98	K01-1-023/P		K01-3-017	K01-4-028		K01-6-001						
SX 620	1999	K01-1-025/P		K01-3-017	K01-4-033		K01-6-001						
SXC 620	1999	K01-1-025/P		K01-3-017	K01-4-033		K01-6-001						
SXC 625	2003-05	K01-1-032/P		K01-3-029/P									

MODEL	YEAR	FR BRAKE	RE BRAKE	CLUTCH	THROTTLE	START	DECOMP	SPEEDO	GASSER	DOHERTY	VEN 600A	AMAL T80	DOMINO
<b>KTM</b>													
950cc													
ADVENTURE 950 TWIN	2004-05	K01-1-033/P	K01-2-010/P										950cc
<b>MAICO</b>													
125cc													
MX 125 1975-79	1975-79	M01-1-002		M01-3-003	M01-4-003								125cc
250-490cc													
MX MODELS	1970-71	M01-1-001		M01-3-001	M01-4-001		M01-6-001						
MX MODELS	1972	M01-1-002		M01-3-002	M01-4-001		M01-6-001						
MX MODELS	1973-78	M01-1-002		M01-3-002	M01-4-002		M01-6-001						
MX MODELS	1979	M01-1-002		M01-3-002	M01-4-002		M01-6-002						
MX MODELS	1980-82	M01-1-005		M01-3-004	M01-4-002		M01-6-002						
MX MODELS	1983-84	M01-1-005		M01-3-005	M01-4-004		M01-6-002						
MX MODELS	1985	M01-1-006/P		M01-3-005	M01-4-004		M01-6-002						
MX MODELS	1986-88	M01-1-007/P	M01-2-001/P	M01-3-005	M01-4-004		M01-6-002						
MX MODELS	1989-93	M01-1-009/P	M01-2-002/P	M01-3-005	M01-4-004		M01-6-002						
MX MODELS	1994-95	M01-1-010/P	M01-2-002/P	M01-3-005	M01-4-004		M01-6-002						
MX MODELS	1996-00			M01-3-006	M01-4-005		M01-6-003						
WR ENDURO MDLS	1981	M01-1-004		M01-3-004	M01-4-002		M01-6-002	M01-7-001					
WR ENDURO MDLS	1982	M01-1-004		M01-3-004	M01-4-002		M01-6-002	M01-7-002					
WR ENDURO MDLS	1983-84	M01-1-004		M01-3-005	M01-4-004		M01-6-002	M01-7-002					
<b>MONTESA</b>													
125cc													
COTA 123	1981-83				M04-4-014								125cc
COTA 125	1973-77	M04-1-002		M04-3-003	M04-4-004								
MH 123	1984-85				M04-4-017								
175cc													
COTA 175	1973-76	M04-1-002		M04-3-003	M04-4-004								175cc
COTA 175	1977	M04-1-002		M04-3-003	M04-4-011								
200cc													
COTA 200	1981-83	M04-1-010		M04-3-010	M04-4-014								200cc
COTA 200C	1984	M04-1-012		M04-3-014	M04-4-015								
MH 200	1985	M04-1-012		M04-3-014	M04-4-017								
250cc													
CAPRA 250 GP	1968-72	M04-1-003		M04-3-004	M04-4-005								250cc

MODEL	YEAR	FR BRAKE	RE BRAKE	CLUTCH	THROTTLE	START	DECOMP	SPEEDO	GASSER	DOHERTY	VEN 600A	AMAL T80	DOMINO
<b>MONTESA</b>													
CAPPRA 250 V75	1975	M04-1-004	M04-2-003	M04-3-005	M04-4-006								
CAPPRA 250 VA	1976	M04-1-005	M04-2-003	M04-3-005	M04-4-006								
CAPPRA 250 VB	1977-78	M04-1-007	M04-2-003	M04-3-007	M04-4-010								
CAPPRA 250 VE	1979	M04-1-008		M04-3-008	M04-4-010								
CAPPRA 250 VF	1980	M04-1-009		M04-3-008	M04-4-010								
CAPPRA 250 VR	1973-74	M04-1-004	M04-2-003	M04-3-005	M04-4-006								
COTA 242	1983	M04-1-011		M04-3-012	M04-4-016								
COTA 242	1984	M04-1-011		M04-3-013	M04-4-016								
COTA 247 Clubman	1976-77	M04-1-006		M04-3-006	M04-4-004								
COTA 247 Clubman	1978-80	M04-1-006		M04-3-006	M04-4-013								
COTA 248	1979-80	M04-1-006		M04-3-006	M04-4-012								
COTA 250 Mk 1	1969	M04-1-001		M04-3-001	M04-4-001			M04-7-002					
COTA 250 Mk 2	1970	M04-1-001		M04-3-001	M04-4-002								
COTA 250 Mk 3	1971	M04-1-002		M04-3-001	M04-4-002			M04-7-002					
COTA 250 Mk 4	1972	M04-1-002		M04-3-001	M04-4-003			M04-7-002					
COTA 250 Mk 4B	1973	M04-1-002	M04-2-002	M04-3-001	M04-4-004			M04-7-002					
COTA 250 Mk 5	1974	M04-1-002	M04-2-001	M04-3-001	M04-4-004			M04-7-002					
COTA 250 UKR	1975-77	M04-1-002		M04-3-002	M04-4-004								
COTA 250 UKR	1978-80	M04-1-002		M04-3-002	M04-4-012								
<b>350-360cc</b>													
CAPPRA 360 VA	1976	M04-1-005	M04-2-003	M04-3-005	M04-4-006								
CAPPRA 360 VB	1977-78	M04-1-007	M04-2-003	M04-3-007	M04-4-010								
CAPPRA 360 VE	1979	M04-1-008		M04-3-008	M04-4-010								
CAPPRA 360 VF	1980	M04-1-009		M04-3-008	M04-4-010								
COTA 304	1986			M04-3-018	M04-4-018								
COTA 307	1988			M04-3-018	M04-4-021								
COTA 309	1990			M04-3-018									
COTA 310	1991	M04-1-016/P	M04-2-006/P	M04-3-020	M04-4-019								
COTA 311	1992	M04-1-016/P	M04-2-007/P	M04-3-020	M04-4-020								
COTA 314R	1994-96	M04-1-016/P	M04-2-008/P	M04-3-021									
COTA 315R	1997	M04-1-018/P	M04-2-009/P	M04-3-022/P	M04-4-023								
COTA 330/350	1984-85	M04-1-013		M04-3-015	M04-4-017								
COTA 330/350	1985-86			M04-3-023									
COTA 348	1976-78	M04-1-006	M04-2-004	M04-3-006	M04-4-009								
COTA 349	1981-83	M04-1-010	M04-2-005	M04-3-011	M04-4-015								
COTA 349 Mk1	1979-80	M04-1-006	M04-2-004	M04-3-009	M04-4-012								
<b>350-360cc</b>													

MODEL	YEAR	FR BRAKE	RE BRAKE	CLUTCH	THROTTLE	START	DECOMP	SPEEDO	GASSER	DOHERTY	VEN 600A	AMAL T80	DOMINO
<b>MONTESA</b>													
MH 349	1984-85	M04-1-014		M04-3-016	M04-4-017								
<b>SPEEDO CA</b>													
250 ENDURO	1976							M04-7-003					O CABLEScc
COTA 242/250	1984							M04-7-005					
COTA 247	1978-80							M04-7-004					
COTA MODELS	1970							M04-7-002					
<b>MOTO-GORI</b>													
<b>125-175cc</b>													
125/175 MX & MR	1980-82	G05-1-001		G05-3-002	G05-4-001								
125/175 MX & MR	1983	G05-1-002		G05-3-002	G05-4-001								
TL125	1983	G05-1-003		G05-3-002									
<b>250-450cc</b>													
250 MR SACHS	1980-82	G05-1-001		G05-3-001	G05-4-001								
250 MX & MR	1983	G05-1-002		G05-3-002	G05-4-001								
250 MX ROTAX	1980-82	G05-1-001		G05-3-002	G05-4-001								
450 MX & MR	1980-82	G05-1-001		G05-3-002	G05-4-002								
450 MX & MR	1983	G05-1-002		G05-3-002	G05-4-002								
TL 325	1983	G05-1-003		G05-3-002									
<b>OSSA</b>													
<b>250cc</b>													
250 MAR TRIALS	1972-73	O01-1-001	O01-2-001T4	O01-3-001	O01-4-001								
250 MAR TRIALS	1974-79	O01-1-001	O01-2-002T4	O01-3-001	O01-4-002								
250 PHANTOM	1972-on	O01-1-004		O01-3-002									
250 TRIAL Betor	1980-82	O01-1-005		O01-3-003	O01-4-007								
250 TRIAL Telesco	1980-82	O01-1-006		O01-3-003	O01-4-007								
<b>280cc</b>													
TR280i	2010-12				O01-4-008								
<b>350cc</b>													
350 MAR TRIALS	1976-79	O01-1-001	O01-2-002	O01-3-001	O01-4-006								
350 TRIAL Betor	1980-82	O01-1-005		O01-3-003	O01-4-007								
350 TRIAL Telesco	1980-82	O01-1-006		O01-3-003	O01-4-007								
<b>SCORPA</b>													
<b>125cc</b>													
SY 125	2004-08	S06-1-004/P		S06-3-004	S06-4-006								125cc

MODEL	YEAR	FR BRAKE	RE BRAKE	CLUTCH	THROTTLE	START	DECOMP	SPEEDO	GASSER	DOHERTY	VEN 600A	AMAL T80	DOMINO
<b>SCORPA</b>													
TY 125F	2008-09			S06-3-005									
TYS 125F	2004-08				S06-4-006								
<b>175cc</b>													
SY 175	2004-08	S06-1-004/P			S06-4-006								175cc
TY 175F	2008-09			S06-3-005									
TYS 175F	2004-08				S06-4-006								
<b>250cc</b>													
250 TOP	1996	S06-1-002/P	S06-2-002/P	S06-3-002/P									250cc
250 TOP	1997	S06-1-003/P	S06-2-003/P	S06-3-003/P	S06-4-003								
all 2T	2005	S06-1-004/P											
SY 250	2001-09				S06-4-006								
SY 250	2001-09	S06-1-004/P			S06-4-006								
SY 250F	2009												
<b>280cc</b>													
280 RACE	1996	S06-1-002/P	S06-2-002/P	S06-3-002/P									280cc
280 RACE	1997	S06-1-003/P	S06-2-003/P	S06-3-003/P	S06-4-003								
<b>294cc</b>													
294 TRIAL	1994-95	S06-1-001/P	S06-2-001/P	S06-3-001	S06-4-001								294cc
<b>SHERCO</b>													
<b>CC</b>													
2T TRIALS	1999-08				SHR-4-002								
4T TRIALS	1999-08				SHR-4-003								
<b>125cc</b>													
2T	1999-01	SHR-1-001/P		SHR-3-001/P									125cc
2T	2002-10	SHR-1-001/P		SHR-3-001/P	SHR-4-005								
2T	2011				SHR-4-005								
<b>200cc</b>													
2T	1999-01	SHR-1-001/P		SHR-3-001/P									200cc
2T	2002-05	SHR-1-001/P		SHR-3-001/P	SHR-4-005								
2T	2006-10	SHR-1-001/P		SHR-3-001/P									
<b>250cc</b>													
2T	1999-10	SHR-1-001/P		SHR-3-001/P	SHR-4-005								250cc
2T	2011				SHR-4-005								

MODEL	YEAR	FR BRAKE	RE BRAKE	CLUTCH	THROTTLE	START	DECOMP	SPEEDO	GASSER	DOHERTY	VEN 600A	AMAL T80	DOMINO
<b>SHERCO</b>													
290cc													290cc
2T	1999-00	SHR-1-001/P		SHR-3-001/P									
2T	2001-10	SHR-1-001/P		SHR-3-001/P	SHR-4-005								
2T	2011				SHR-4-005								
320cc													320cc
4T	1999-10	SHR-1-001/P		SHR-3-001/P									
449cc													449cc
4.5 i	2004-05	SHR-1-002/P		SHR-3-002/P	SHR-4-001								
50cc													50cc
50cc Kids	All years				SHR-4-004								
80cc													80cc
2T	1999-02	SHR-1-001/P		SHR-3-001/P									
2T	2003-10	SHR-1-001/P		SHR-3-001/P	SHR-4-005								
<b>SUZUKI</b>													
0-85cc													0-85cc
RM 50	1979-82	S01-1-014		S01-3-016	S01-4-018								
RM 65	2003	K02-1-052/P	K02-2-014/P	K02-3-041	K02-4-031								
RM 65	2004	K02-1-052/P	K02-2-020/P	K02-3-041	K02-4-037								
RM 65	2005	K02-1-052/P	K02-2-022/P	K02-3-041	K02-4-037								
RM 80	1978				S01-4-012								
RM 80	1979	S01-1-011			S01-4-019								
RM 80	1980	S01-1-011		S01-3-015	S01-4-019								
RM 80	1981	S01-1-011		S01-3-015	S01-4-019								
RM 80	1982	S01-1-017		S01-3-021	S01-4-020								
RM 80	1983	S01-1-020		S01-3-026	S01-4-024			S01-4-024/7	S01-4-024/8				
RM 80	1983	S01-1-018		S01-3-021	S01-4-023			S01-4-024/7	S01-4-024/8				
RM 80	1984	S01-1-018		S01-3-021	S01-4-028			S01-4-026/7	S01-4-026/8				
RM 80	1984	S01-1-020		S01-3-026	S01-4-026			S01-4-026/7	S01-4-026/8				
RM 80	1985	S01-1-018		S01-3-021	S01-4-028			S01-4-026/7	S01-4-026/8				
RM 80	1985	S01-1-020		S01-3-026	S01-4-026			S01-4-026/7	S01-4-026/8				
RM 80	1986	S01-1-026/P		S01-3-032	S01-4-031			S01-4-026/7	S01-4-026/8				
RM 80	1987	S01-1-026/P		S01-3-032	S01-4-031			S01-4-026/7	S01-4-026/8				
RM 80	1988	S01-1-026/P		S01-3-032	S01-4-031			S01-4-026/7	S01-4-026/8				
RM 80	1989	S01-1-026/P		S01-3-035	S01-4-034			S01-4-026/7	S01-4-026/8				
RM 80	1990-95	S01-1-026/P	S01-2-024/P	S01-3-035	S01-4-034								

MODEL	YEAR	FR BRAKE	RE BRAKE	CLUTCH	THROTTLE	START	DECOMP	SPEEDO	GASSER	DOHERTY	VEN 600A	AMAL T80	DOMINO
<b>SUZUKI</b>													
RM 80	1996-00	S01-1-026/P	S01-2-024/P	S01-3-035	S01-4-034								
RM 80	2001	S01-1-026/P	S01-2-024/P	S01-3-035	S01-4-034								
RM 85	2002-04	S01-1-033/P	S01-2-028/P	S01-3-035	S01-4-034								
RM 85	2002-04	S01-1-033/P	S01-2-031/P	S01-3-035	S01-4-034								
RM 85	2005-09	S01-1-035/P	S01-2-028/P	S01-3-035	S01-4-034								
RM 85	2005-16	S01-1-035/P	S01-2-031/P	S01-3-035	S01-4-034								
<b>100cc</b>													
RM 100	1976			S01-3-008									100cc
RM 100	1977			S01-3-008	S01-4-010								
RM 100	1978			S01-3-006	S01-4-010								
RM 100	1979	S01-1-012		S01-3-010	S01-4-015				S01-4-010/7	S01-4-010/8			
RM 100	1980	S01-1-012	S01-2-012	S01-3-010	S01-4-015				S01-4-015/7	S01-4-015/8			
RM 100	1981	S01-1-012		S01-3-010	S01-4-015				S01-4-015/7	S01-4-015/8			
RM 100	1982	S01-1-012		S01-3-010	S01-4-015				S01-4-015/7	S01-4-015/8			
RM 100	2003	K02-1-032/P	K02-2-012/P	K02-3-031	K02-4-038				S01-4-015/7	S01-4-015/8			
<b>125cc</b>													
RM 125	1976	S01-1-008	S01-2-008T4	S01-3-008									
RM 125	1977	S01-1-009	S01-2-008T4	S01-3-008	S01-4-010				S01-4-010/7	S01-4-010/8			
RM 125	1978	S01-1-009	S01-2-011	S01-3-006	S01-4-010				S01-4-010/7	S01-4-010/8			
RM 125	1979-80	S01-1-009	S01-2-012	S01-3-010	S01-4-015				S01-4-015/7	S01-4-015/8			
RM 125	1981	S01-1-016	S01-2-020	S01-3-018	S01-4-015				S01-4-015/7	S01-4-015/8			
RM 125	1982	S01-1-016	S01-2-020	S01-3-018	S01-4-021				S01-4-021/7	S01-4-021/8			
RM 125	1983	S01-1-019	S01-2-017	S01-3-018	S01-4-021				S01-4-021/7	S01-4-021/8			
RM 125	1984	S01-1-021	S01-2-017	S01-3-028	S01-4-027				S01-4-021/7	S01-4-021/8			
RM 125	1985	S01-1-023/P	S01-2-017	S01-3-028	S01-4-027				S01-4-021/7	S01-4-021/8			
RM 125	1986	S01-1-023/P	S01-2-020T4	S01-3-031	S01-4-027				S01-4-021/7	S01-4-021/8			
RM 125	1987	S01-1-023/P	S01-2-020T4	S01-3-031	S01-4-027				S01-4-021/7	S01-4-021/8			
RM 125	1988	S01-1-023/P	S01-2-021/P	S01-3-031	S01-4-032				S01-4-032/7	S01-4-032/8			
RM 125	1989	S01-1-023/P	S01-2-022/P	S01-3-031	S01-4-033				S01-4-032/7	S01-4-032/8			
RM 125	1990-91	S01-1-028/P	S01-2-023/P	S01-3-031	S01-4-033				S01-4-032/7	S01-4-032/8			
RM 125	1990-91	S01-1-027/P	S01-2-023/P	S01-3-031	S01-4-033				S01-4-032/7	S01-4-032/8			
RM 125	1992-93	S01-1-027/P	S01-2-023/P	S01-3-036	S01-4-033				S01-4-032/7	S01-4-032/8			
RM 125	1992-93	S01-1-028/P	S01-2-023/P	S01-3-036	S01-4-033				S01-4-032/7	S01-4-032/8			
RM 125	1994	S01-1-028/P	S01-2-023/P	S01-3-037	S01-4-037				S01-4-032/7	S01-4-032/8			
RM 125	1994	S01-1-027/P	S01-2-023/P	S01-3-037	S01-4-037				S01-4-032/7	S01-4-032/8			
RM 125	1995	S01-1-028/P	S01-2-023/P	S01-3-037	S01-4-038				S01-4-032/7	S01-4-032/8			

MODEL	YEAR	FR BRAKE	RE BRAKE	CLUTCH	THROTTLE	START	DECOMP	SPEEDO	GASSER	DOHERTY	VEN 600A	AMAL T80	DOMINO
<b>SUZUKI</b>													
RM 125	1995	S01-1-027/P	S01-2-023/P	S01-3-037	S01-4-038								
RM 125	1996	S01-1-030/P	S01-2-026/P	S01-3-037	S01-4-038								
RM 125	1997	S01-1-030/P	S01-2-026/P	S01-3-037	S01-4-038								
RM 125	1998	S01-1-030/P	S01-2-026/P	S01-3-038	S01-4-038								
RM 125	1999-00	S01-1-031/P	S01-2-026/P	S01-3-038	S01-4-038								
RM 125	2001-03	S01-1-031/P	S01-2-026/P	S01-3-039	S01-4-041								
RM 125	2004	K02-1-041/P	K02-2-015/P	S01-3-039	S01-4-041								
RM 125	2005	K02-1-041/P	S01-2-032/P	S01-3-042	S01-4-042								
RM 125	2006-09	K02-1-046/P	S01-2-034/P	S01-3-042	S01-4-043								
<b>175cc</b>													
PE 175	1978	S01-1-013		S01-3-013									175cc
PE 175	1979	S01-1-013		S01-3-013					S01-4-015/7	S01-4-015/8			
PE 175	1980	S01-1-015	S01-2-013	S01-3-013					S01-4-015/7	S01-4-015/8			
PE 175	1981								S01-4-015/7	S01-4-015/8			
PE 175	1982	S01-1-022											
<b>250cc</b>													
DR 250 S	1990-95	S01-1-040/P											
PE 250	1977-78			S01-3-014									
PE 250	1980	S01-1-015	S01-2-014	S01-3-017									
PE 250	1981				S01-4-040								
RL 250	1974-76	S01-1-007	S01-2-007	S01-3-007	S01-4-007								
RL 250	1974-80		S01-2-009										
RL 250	1977-78	S01-1-007	S01-2-007	S01-3-009	S01-4-011								
RL 250	1979	S01-1-010	S01-2-007	S01-3-009	S01-4-017								
RL 250	1980	S01-1-010	S01-2-007	S01-3-009	S01-4-014								
RM 250	1976-77	S01-1-006	S01-2-006	S01-3-006	S01-4-010				S01-4-010/7	S01-4-010/8			
RM 250	1978	S01-1-009	S01-2-010T4	S01-3-006	S01-4-010				S01-4-010/7	S01-4-010/8			
RM 250	1979-80	S01-1-009	S01-2-012	S01-3-011	S01-4-016				S01-4-016/7	S01-4-016/8			
RM 250	1981	S01-1-016	S01-2-020T4	S01-3-019	S01-4-016				S01-4-016/7	S01-4-016/8			
RM 250	1982	S01-1-016	S01-2-020T4	S01-3-022	S01-4-022				S01-4-022/7	S01-4-022/8			
RM 250	1983	S01-1-019	S01-2-017	S01-3-024	S01-4-025				S01-4-022/7	S01-4-022/8			
RM 250	1984	S01-1-021	S01-2-018	S01-3-027	S01-4-025				S01-4-022/7	S01-4-022/8			
RM 250	1985	S01-1-023/P	S01-2-018	S01-3-027	S01-4-025				S01-4-022/7	S01-4-022/8			
RM 250	1986	S01-1-023/P	S01-2-020	S01-3-031	S01-4-030				S01-4-022/7	S01-4-022/8			
RM 250	1987	S01-1-023/P	S01-2-021/P	S01-3-031	S01-4-030				S01-4-022/7	S01-4-022/8			
RM 250	1988	S01-1-023/P	S01-2-021/P	S01-3-031	S01-4-032				S01-4-032/7	S01-4-032/8			



MODEL	YEAR	FR BRAKE	RE BRAKE	CLUTCH	THROTTLE	START	DECOMP	SPEEDO	GASSER	DOHERTY	VEN 600A	AMAL T80	DOMINO
<b>SUZUKI</b>													
RM 250 (K)	1989	S01-1-028/P	S01-2-022/P	S01-3-031	S01-4-033				S01-4-032/7	S01-4-032/8			
RM 250 (K) 'White Power'	1989	S01-1-027/P	S01-2-022/P	S01-3-031	S01-4-033				S01-4-032/7	S01-4-032/8			
RM 250 (L-M)	1990-91	S01-1-028/P	S01-2-023/P	S01-3-031	S01-4-033				S01-4-032/7	S01-4-032/8			
RM 250 (L-M) 'White Power'	1990-91	S01-1-027/P	S01-2-023/P	S01-3-031	S01-4-033				S01-4-032/7	S01-4-032/8			
RM 250 (N)	1992	S01-1-028/P	S01-2-023/P	S01-3-036	S01-4-033				S01-4-032/7	S01-4-032/8			
RM 250 (N) 'White Power'	1992	S01-1-027/P	S01-2-023/P	S01-3-036	S01-4-033				S01-4-032/7	S01-4-032/8			
RM 250 (P)	1993	S01-1-028/P	S01-2-023/P	S01-3-036	S01-4-037				L01-4-002	D01-4-002			
RM 250 (P) 'White Power'	1993	S01-1-027/P	S01-2-023/P	S01-3-036	S01-4-037				L01-4-002	D01-4-002			
RM 250 (R)	1994	S01-1-028/P	S01-2-023/P	S01-3-037	S01-4-037				L01-4-002	D01-4-002			
RM 250 (R) 'White Power'	1994	S01-1-027/P	S01-2-023/P	S01-3-037	S01-4-037				L01-4-002	D01-4-002			
RM 250 (S)	1995	S01-1-028/P	S01-2-023/P	S01-3-037	S01-4-038								
RM 250 (S) 'White Power'	1995	S01-1-027/P	S01-2-023/P	S01-3-037	S01-4-038								
RM 250 (T-W)	1996-98	S01-1-030/P	S01-2-026/P	S01-3-038	S01-4-038								
RM 250 (X-Y)	1999-00	S01-1-031/P	S01-2-026/P	S01-3-038	S01-4-038								
RM 250 (K1-K3)	2001-03	S01-1-031/P	S01-2-026/P	S01-3-039	S01-4-041								
RM 250 (K4)	2004	K02-1-041/P	K02-2-015/P	S01-3-039	S01-4-041								
RM 250 (K5)	2005	K02-1-041/P	S01-2-032/P	S01-3-042	S01-4-043								
RM 250 (K6-K9)	2006-09	K02-1-046/P	S01-2-036/P	S01-3-042	S01-4-043								
RM-Z 250 (K4)	2004	K02-1-041/P	K02-2-021/P	K02-3-046	K02-4-036	K02-5-001							
RM-Z 250 (K5)	2005	K02-1-041/P	K02-2-021/P	K02-3-047	K02-4-036	K02-5-001							
RM-Z 250 (K6)	2006	K02-1-041/P	K02-2-024/P	K02-3-047	K02-4-036	K02-5-001							
RM-Z 250 (K7)	2007	K02-1-046/P	S01-2-036/P	S01-3-045	S01-4-054	S01-5-001							
RM-Z 250 (K8-K9)	2008-09	K02-1-046/P	S01-2-036/P	S01-3-049	S01-4-054	S01-5-002							
RM-Z 250 (L0-L1)	2010-12	K02-1-046/P	S01-2-036/P	S01-3-048	S01-4-055	S01-5-002							
RM-Z 250	2013-16	K02-1-046/P	S01-2-038/P	S01-3-050	S01-4-062								
<b>325cc</b>													
RL 325 (N)	1979	S01-1-010	S01-2-007	S01-3-009	S01-4-013								325cc
RL 325 (N-T)	1979-80		S01-2-009										
RL 325 (T)	1980	S01-1-010	S01-2-007	S01-3-009	S01-4-014								
<b>350cc</b>													
DR 350 S	1990-99	S01-1-040/P											
<b>370cc</b>													
RM 370 (A-B)	1976-77	S01-1-006	S01-2-006	S01-3-006	S01-4-010								370cc
SP 370	1977-80		S01-2-016T4										
<b>400cc</b>													
DR-Z 400-E	2000-07	S01-1-032/P	S01-2-027/P	S01-3-044	S01-4-065								400cc

MODEL	YEAR	FR BRAKE	RE BRAKE	CLUTCH	THROTTLE	START	DECOMP	SPEEDO	GASSER	DOHERTY	VEN 600A	AMAL T80	DOMINO
<b>SUZUKI</b>													
DR-Z 400-S	2000-04	S01-1-036/P	S01-2-033/P	S01-3-044	S01-4-048								
DR-Z 400-S	2005-10	S01-1-041/P	S01-2-033/P	S01-3-044	S01-4-048								
DR-Z 400-S	2011-17	S01-1-041/P	S01-2-033/P	S01-3-044	S01-4-049								
DR-Z 400-SM	2004-08	S01-1-038/P	S01-2-035/P	S01-3-044	S01-4-048								
DR-Z 400-SM	2009-17	S01-1-038/P	S01-2-035/P	S01-3-044	S01-4-049								
PE 400 (T)	1980	S01-1-015	S01-2-014	S01-3-017									
RM 400 (C)	1978	S01-1-009	S01-2-010T4	S01-3-006	S01-4-010				S01-4-010/7	S01-4-010/8			
RM 400	1979-80			S01-3-012									
<b>420cc</b>													
RM 420 (N-T)	1979-80	S01-1-009		S01-3-012	S01-4-016				S01-4-016/7	S01-4-016/8			420cc
<b>450cc</b>													
RMX 450 Z	2010-11		S01-2-038/P		S01-4-063								
RM-Z 450	2005	S01-1-037/P	S01-2-034/P	S01-3-051	S01-4-047	S01-5-001							
RM-Z 450	2006	S01-1-037/P	S01-2-034/P	S01-3-043	S01-4-047	S01-5-001							
RM-Z 450	2007	K02-1-046/P	S01-2-036/P	S01-3-046	S01-4-047	S01-5-001							
RM-Z 450	2008-11	K02-1-046/P	S01-2-036/P	S01-3-047	S01-4-055	S01-5-002							
RM-Z 450	2012	K02-1-046/P	S01-2-036/P	S01-3-047	S01-4-063	S01-5-002							
RM-Z 450	2013-14	K02-1-046/P	S01-2-038/P	S01-3-047	S01-4-064	S01-5-002							
RM-Z 450	2015-16	K02-1-046/P	S01-2-038/P	S01-3-047	enquire								
<b>465cc</b>													
RM 465 (X)	1981	S01-1-016	S01-2-020	S01-3-020	S01-4-016				S01-4-016/7	S01-4-016/8			
RM 465 (Z)	1982	S01-1-016	S01-2-020	S01-3-023	S01-4-022				S01-4-022/7	S01-4-022/8			
<b>500cc</b>													
RM 500 (D)	1983	S01-1-019	S01-2-017	S01-3-023	S01-4-025				S01-4-022/7	S01-4-022/8			
RM 500 (E)	1984	S01-1-021	S01-2-018	S01-3-023	S01-4-025				S01-4-022/7	S01-4-022/8			
RM 500 (F)	1985	S01-1-023/P	S01-2-018	S01-3-023	S01-4-025				S01-4-022/7	S01-4-022/8			
<b>SWM</b>													
<b>125-175cc</b>													
175 ENDURO	1979-80	S03-1-002		S03-3-002	S03-4-003						S03-7-002		
175 ENDURO	1981	S03-1-002		S03-3-002	S03-4-005						S03-7-002		
TL125 TRIALS	1980-81	S03-1-003	S03-2-001		S03-4-006						S03-7-001		
TL125 TRIALS	1982	S03-1-004	S03-2-001		S03-4-006						S03-7-001		
<b>250-280cc</b>													
250 ENDURO	1979-80	S03-1-002		S03-3-002	S03-4-003						S03-7-002		
250 TRIALS	1978-79	S03-1-001		S03-3-001	S03-4-002						S03-7-001		S03-4-002/6
<b>250-280cc</b>													

MODEL	YEAR	FR BRAKE	RE BRAKE	CLUTCH	THROTTLE	START	DECOMP	SPEEDO	GASSER	DOHERTY	VEN 600A	AMAL T80	DOMINO
<b>SWM</b>													
250 TRIALS	1980-81	S03-1-003		S03-3-001	S03-4-002			S03-7-001				S03-4-002/6	
250 TRIALS	1982-83	S03-1-004		S03-3-001	S03-4-002			S03-7-003				S03-4-002/6	
250/280 ENDURO	1981	S03-1-002		S03-3-002	S03-4-005			S03-7-002					
<b>320-440cc</b>													
347/370/440 Enduro	1981-82	S03-1-002		S03-3-002	S03-4-007			S03-7-002					
TL320 TRIALS	1978-79	S03-1-001		S03-3-001	S03-4-002			S03-7-001				S03-4-002/6	
TL320 TRIALS	1980-81	S03-1-003	S03-2-001	S03-3-001	S03-4-002			S03-7-001				S03-4-002/6	
TL320 TRIALS	1982-83	S03-1-004	S03-2-001	S03-3-001	S03-4-004			S03-7-001				S03-4-002/6	
TL350 'JUMBO'	1983-84	S03-1-004		S03-3-003	S03-4-008			S03-7-001					
TL350 'JUMBO'	1983-84	S03-1-004		S03-3-004	S03-4-008			S03-7-001					
<b>TM</b>													
<b>125cc</b>													
125 MX/ENDURO	1996-98	T04-1-001/P	T04-2-002/P	T04-3-001/P	T04-4-001								125cc
125 MX/ENDURO	2001	T04-1-002/P	T04-2-003/P	T04-3-001/P	T04-4-002								
<b>250cc</b>													
250 MX/ENDURO	1996-98	T04-1-001/P	T04-2-002/P	T04-3-001/P	T04-4-001								250cc
250 MX/ENDURO	2001	T04-1-002/P	T04-2-003/P	T04-3-001/P	T04-4-002								
<b>VERTEMATI</b>													
<b>500cc</b>													
500 ENDURO	1998	V04-1-002/P	V04-2-001/P	V04-3-001/P	V04-4-001			V04-6-001					
500 ENDURO	1999	V04-1-002/P	V04-2-001/P	V04-3-003/P	V04-4-002			V04-6-001					
500 ENDURO	2000	V04-1-003/P	V04-2-001/P	V04-3-002/P	V04-4-003			V04-6-001					
500 MX	1998	V04-1-001/P	V04-2-001/P	V04-3-001/P	V04-4-001			V04-6-001					
500 MX	1999	V04-1-001/P	V04-2-001/P	V04-3-003/P	V04-4-002			V04-6-001					
500 MX	2000	V04-1-004/P	V04-2-001/P	V04-3-002/P	V04-4-002			V04-6-001					
<b>YAMAHA</b>													
<b>0-85cc</b>													
TY 80		Whitehawk Mk 2		Y01-3-010	Y01-4-009							Y01-4-009/6	
TY 80	1977-on	Y01-1-008		Y01-3-010	Y01-4-009							Y01-4-009/6	
YZ 50	1980-81	Y01-1-010		Y01-3-012									
YZ 50	1982	Y01-1-017		Y01-3-019									
YZ 80	1980	Y01-1-011		Y01-3-013									
YZ 80	1981	Y01-1-015		Y01-3-017	Y01-4-014								
YZ 80	1982	Y01-1-018		Y01-3-020					Y01-4-017/7			Y01-4-017/8	
<b>0-85cc</b>													
<b>YAMAHA</b>													
<b>0-85cc</b>													

MODEL	YEAR	FR BRAKE	RE BRAKE	CLUTCH	THROTTLE	START	DECOMP	SPEEDO	GASSER	DOHERTY	VEN 600A	AMAL T80	DOMINO
<b>YAMAHA</b>													
YZ 80	1983	Y01-1-022		Y01-3-020					Y01-4-01717	Y01-4-01718			
YZ 80	1984-85	Y01-1-025		Y01-3-027					Y01-4-01717	Y01-4-01718			
YZ 80	1986	Y01-1-028/P		Y01-3-027					Y01-4-01717	Y01-4-01718			
YZ 80	1987-89	Y01-1-031/P		Y01-3-027					Y01-4-01717	Y01-4-01718			
YZ 80	1993-00	Y01-1-037/P	Y01-2-007/P	Y01-3-033	Y01-4-025								
YZ 80	1993-01	Y01-1-037/P	Y01-2-007/P	Y01-3-033	Y01-4-025								
YZ 80	2001	Y01-1-048/P	Y01-2-007/P	Y01-3-033	Y01-4-025								
YZ 80	2002	Y01-1-048/P	Y01-2-007/P	Y01-3-033	Y01-4-031								
YZ 85	2002-08	Y01-1-048/P	Y01-2-007/P	Y01-3-033	Y01-4-031								
YZ 85	2002-14	Y01-1-048/P	Y01-2-007/P	Y01-3-033	Y01-4-031								
YZ 85	2015-18	Y01-1-048/P	Y01-2-007/P	Y01-3-063	Y01-4-031								
<b>100cc</b>													
YZ 100	1974-79	Y01-1-001		Y01-3-001	Y01-4-001								100cc
YZ 100	1980-81	Y01-1-012		Y01-3-014	Y01-4-011								
YZ 100	1982-84	Y01-1-019		Y01-3-021					Y01-4-015/7	Y01-4-015/8			
<b>125cc</b>													
DT 125-R	2005	Y01-1-062/P	Y01-2-029/P										
TTR 125 L	2000-07			Y01-3-066									
TTR 125 L	2008-16	Y01-1-025/P		Y01-3-066	Y01-4-082								
TTR 125 L	2017	Y01-1-025/P			Y01-4-082								
TTR 125 L	2018	Y01-1-025/P											
YZ 125	1974-76	Y01-1-001		Y01-3-001	Y01-4-001								
YZ 125	1977	Y01-1-006		Y01-3-007	Y01-4-007				Y01-4-007/7	Y01-4-007/8			
YZ 125	1978-79	Y01-1-006		Y01-3-008	Y01-4-007				Y01-4-007/7	Y01-4-007/8			
YZ 125	1980	Y01-1-013		Y01-3-015	Y01-4-012				Y01-4-007/7	Y01-4-007/8			
YZ 125	1981	Y01-1-014		Y01-3-016	Y01-4-012				Y01-4-007/7	Y01-4-007/8			
YZ 125	1982	Y01-1-014		Y01-3-022	Y01-4-015				Y01-4-015/7	Y01-4-015/8			
YZ 125	1983	Y01-1-014		Y01-3-025	Y01-4-015				Y01-4-015/7	Y01-4-015/8			
YZ 125	1984	Y01-1-021		Y01-3-025	Y01-4-015				Y01-4-015/7	Y01-4-015/8			
YZ 125	1985	Y01-1-026/P		Y01-3-025	Y01-4-015				Y01-4-015/7	Y01-4-015/8			
YZ 125	1985	Y01-1-047/P		Y01-3-025	Y01-4-015				Y01-4-015/7	Y01-4-015/8			
YZ 125	1986-87	Y01-1-026/P	Y01-2-001	Y01-3-028	Y01-4-020				Y01-4-020/7	Y01-4-020/8			
YZ 125	1986-87	Y01-1-047/P	Y01-2-001	Y01-3-028	Y01-4-020				Y01-4-020/7	Y01-4-020/8			
YZ 125	1988	Y01-1-047/P	Y01-2-002/P	Y01-3-028					Y01-4-021/7		Y01-4-021/9		
YZ 125	1988	Y01-1-026/P	Y01-2-002/P	Y01-3-028					Y01-4-021/7		Y01-4-021/9		
YZ 125	1989	Y01-1-032/P	Y01-2-003/P	Y01-3-030	Y01-4-021				Y01-4-021/7		Y01-4-021/9		

MODEL	YEAR	FR BRAKE	RE BRAKE	CLUTCH	THROTTLE	START	DECOMP	SPEEDO	GASSER	DOHERTY	VEN 600A	AMAL T80	DOMINO
<b>YAMAHA</b>													
YZ 125	1990-93	Y01-1-034/P	Y01-2-004/P	Y01-3-030	Y01-4-021				Y01-4-021/7		Y01-4-021/9		
YZ 125	1990-93	Y01-1-033/P	Y01-2-004/P	Y01-3-030	Y01-4-021				Y01-4-021/7		Y01-4-021/9		
YZ 125	1994	Y01-1-038/P	Y01-2-006/P	Y01-3-035	Y01-4-021				Y01-4-021/7		Y01-4-021/9		
YZ 125	1994	Y01-1-033/P	Y01-2-006/P	Y01-3-035	Y01-4-021				Y01-4-021/7		Y01-4-021/9		
YZ 125	1994	Y01-1-034/P	Y01-2-006/P	Y01-3-035	Y01-4-021				Y01-4-021/7		Y01-4-021/9		
YZ 125	1995	Y01-1-044/P	Y01-2-006/P	Y01-3-035	Y01-4-023								
YZ 125	1995	Y01-1-040/P	Y01-2-006/P	Y01-3-035	Y01-4-023								
YZ 125	1995	Y01-1-038/P	Y01-2-006/P	Y01-3-035	Y01-4-023								
YZ 125	1996-97	Y01-1-042/P	Y01-2-006/P	Y01-3-035	Y01-4-024								
YZ 125	1996-97	Y01-1-041/P	Y01-2-006/P	Y01-3-035	Y01-4-024								
YZ 125	1996-97	Y01-1-045/P	Y01-2-006/P	Y01-3-035	Y01-4-024								
YZ 125	1998	Y01-1-043/P	Y01-2-010/P	Y01-3-035	Y01-4-024								
YZ 125	1999	Y01-1-043/P	Y01-2-010/P	Y01-3-035	Y01-4-024								
YZ 125	2000-03	Y01-1-043/P	Y01-2-010/P	Y01-3-041	Y01-4-024								
YZ 125	2000-03	Y01-1-046/P	Y01-2-010/P	Y01-3-041	Y01-4-024								
YZ 125	2004	Y01-1-043/P	Y01-2-021/P	Y01-3-041	Y01-4-024								
YZ 125	2004	Y01-1-046/P	Y01-2-021/P	Y01-3-041	Y01-4-024								
YZ 125	2005	Y01-1-058/P	Y01-2-034/P	Y01-3-046	Y01-4-024								
YZ 125	2006	Y01-1-058/P	Y01-2-034/P	Y01-3-046	Y01-4-024								
YZ 125	2007	Y01-1-058/P	Y01-2-034/P	Y01-3-046	Y01-4-083								
YZ 125	2008-14	Y01-1-070/P	Y01-2-034/P	Y01-3-046	Y01-4-083							Y01-4-004/6	
YZ 125	2015-18	Y01-1-070/P	Y01-2-034/P	Y01-3-062	Y01-4-083								
<b>175-200cc</b>													
IT 175	1981	Y01-1-009											175-200cc
TW 200	2001-02			Y01-3-065	Y01-4-081								
TW 200	2003-18	Y01-1-024/P		Y01-3-065	Y01-4-081								
TY 175	1975-83	Y01-1-003		Y01-3-003	Y01-4-004								
WR 200	1992-93	Y01-1-036/P	Y01-2-005/P	Y01-3-031									
<b>250cc</b>													
IT 250	1984	Y01-1-071											
TDR 250	1988-90	YAM-2002F	YAM-2002R		Y01-4-079								
TT 250-R	2006	Y01-1-066/P	Y01-2-031/P										
TY 250	1975-76	Y01-1-003		Y01-3-004	Y01-4-004							Y01-4-004/6	
TY 250	1977-78	Y01-1-003		Y01-3-004	Y01-4-008							Y01-4-008/6	
TY 250	1979-83	Y01-1-003		Y01-3-004	Y01-4-008							Y01-4-008/6	
TY 250-L	1984-90	Y01-1-024A											

MODEL	YEAR	FR BRAKE	RE BRAKE	CLUTCH	THROTTLE	START	DECOMP	SPEEDO	GASSER	DOHERTY	VEN 600A	AMAL T80	DOMINO
<b>YAMAHA</b>													
TY 250-L	1984-90	Y01-1-024		Y01-3-026								Y01-4-019/6	
TY 250-R	1991-92	Y01-1-035/P		Y01-3-026								Y01-4-019/6	
TY 250-Z	1993-98	Y01-1-035/P	Y01-2-008/P	Y01-3-034	Y01-4-022								
WR 250	1985-87	Y01-1-047/P	Y01-2-001	Y01-3-023					Y01-4-016/7		Y01-4-021/9		
WR 250	1988	Y01-1-047/P	Y01-2-002/P	Y01-3-029					Y01-4-021/7		Y01-4-021/9		
WR 250	1990-93	Y01-1-033/P	Y01-2-004/P	Y01-3-029	Y01-4-021				Y01-4-021/7		Y01-4-021/9		
WR 250	1990-93	Y01-1-034/P	Y01-2-004/P	Y01-3-029	Y01-4-021				Y01-4-021/7		Y01-4-021/9		
WR 250	1990-93	Y01-1-038/P	Y01-2-004/P	Y01-3-029	Y01-4-021				Y01-4-021/7		Y01-4-021/9		
WR 250	1994	Y01-1-033/P	Y01-2-006/P	Y01-3-029	Y01-4-021								
WR 250	1994	Y01-1-034/P	Y01-2-006/P	Y01-3-029	Y01-4-021								
WR 250	1995	Y01-1-044/P	Y01-2-006/P	Y01-3-029	Y01-4-023								
WR 250	1995	Y01-1-038/P	Y01-2-006/P	Y01-3-029	Y01-4-023								
WR 250	1995	Y01-1-040/P	Y01-2-006/P	Y01-3-029	Y01-4-023								
WR 250	1996-97	Y01-1-045/P	Y01-2-006/P	Y01-3-029	Y01-4-024								
WR 250	1996-97	Y01-1-042/P	Y01-2-006/P	Y01-3-029	Y01-4-024								
WR 250	1996-97	Y01-1-041/P	Y01-2-006/P	Y01-3-029	Y01-4-024								
WR 250	1998	Y01-1-046/P	Y01-2-010/P	Y01-3-029	Y01-4-024								
WR 250	1998	Y01-1-043/P	Y01-2-010/P	Y01-3-029	Y01-4-024								
WR 250	1999	Y01-1-046/P	Y01-2-010/P	Y01-3-037	Y01-4-024								
WR 250	1999	Y01-1-043/P	Y01-2-010/P	Y01-3-037	Y01-4-024								
WR 250	2000-02	Y01-1-043/P	Y01-2-010/P	Y01-3-037	Y01-4-027								
WR 250	2000-02	Y01-1-046/P	Y01-2-010/P	Y01-3-037	Y01-4-027								
WR 250	2003	Y01-1-046/P	Y01-2-021/P	Y01-3-037	Y01-4-027								
WR 250	2004	Y01-1-046/P	Y01-2-021/P	Y01-3-043	Y01-4-027								
WR 250-F	2004	Y01-1-046/P	Y01-2-021/P	Y01-3-038	Y01-4-032	Y01-5-001	Y01-6-001/9						
WR 250-F	2005-06	Y01-1-059/P	Y01-2-026/P	Y01-3-038	Y01-4-032	Y01-5-001	Y01-6-001/9						
WR 250-F	2007-13	Y01-1-059/P	Y01-2-034/P	Y01-3-038	Y01-4-032	Y01-5-001	Y01-6-001/9						
WR 250-F	2015-16	Y01-1-073/P	Y01-2-034/P	Y01-3-064	Y01-4-077								
WR 250-F	2017-18	Y01-1-022/P	Y01-2-034/P	Y01-3-064	Y01-4-077								
WR 250-R	2008-18	Y01-1-021/P	Y01-2-001/P	Y01-3-055	Y01-4-076								
WR 250-X	2008-11	Y01-1-021/P	Y01-2-001/P	Y01-3-055	Y01-4-076								
XT 250	2008-12	Y01-1-023/P	Y01-2-009/P	Y01-3-060	Y01-4-005								
XT 250	2013-18	Y01-1-023/P	Y01-2-009/P	Y01-3-060	Y01-4-074								
YZ 250	1974-76	Y01-1-002		Y01-3-002	Y01-4-002								
YZ 250	1977	Y01-1-005		Y01-3-006	Y01-4-007				Y01-4-007/7	Y01-4-007/8			
YZ 250	1978-79	Y01-1-007		Y01-3-009	Y01-4-007				Y01-4-007/7	Y01-4-007/8			

MODEL	YEAR	FR BRAKE	RE BRAKE	CLUTCH	THROTTLE	START	DECOMP	SPEEDO	GASSER	DOHERTY	VEN 600A	AMAL T80	DOMINO
<b>YAMAHA</b>													
YZ 250	1980	Y01-1-009		Y01-3-011	Y01-4-013				Y01-4-00717	Y01-4-00718	Y01-4-013/9		
YZ 250	1981	Y01-1-009		Y01-3-018	Y01-4-013				Y01-4-00717	Y01-4-00718	Y01-4-013/9		
YZ 250	1982	Y01-1-020		Y01-3-023	Y01-4-016				Y01-4-01617	Y01-4-01618			
YZ 250	1983-84	Y01-1-021	Y01-2-001	Y01-3-023	Y01-4-037				Y01-4-01617	Y01-4-01618			
YZ 250	1985-87	Y01-1-047/P	Y01-2-001	Y01-3-023	Y01-4-037				Y01-4-01617		Y01-4-021/9		
YZ 250	1985-87	Y01-1-026/P	Y01-2-001	Y01-3-023	Y01-4-037				Y01-4-01617		Y01-4-021/9		
YZ 250	1988	Y01-1-026/P	Y01-2-002/P	Y01-3-029	Y01-4-037				Y01-4-02117		Y01-4-021/9		
YZ 250	1988	Y01-1-047/P	Y01-2-002/P	Y01-3-029	Y01-4-037				Y01-4-02117		Y01-4-021/9		
YZ 250	1989	Y01-1-032/P	Y01-2-003/P	Y01-3-029	Y01-4-021				Y01-4-02117		Y01-4-021/9		
YZ 250	1990-1993	Y01-1-038/P	Y01-2-004/P	Y01-3-029	Y01-4-021				Y01-4-02117		Y01-4-021/9		
YZ 250	1990-93	Y01-1-033/P	Y01-2-004/P	Y01-3-029	Y01-4-021				Y01-4-02117		Y01-4-021/9		
YZ 250	1994	Y01-1-038/P	Y01-2-006/P	Y01-3-029	Y01-4-021								
YZ 250	1994	Y01-1-033/P	Y01-2-006/P	Y01-3-029	Y01-4-021								
YZ 250	1995	Y01-1-038/P	Y01-2-006/P	Y01-3-029	Y01-4-023								
YZ 250	1995	Y01-1-040/P	Y01-2-006/P	Y01-3-029	Y01-4-023								
YZ 250	1996-97	Y01-1-042/P	Y01-2-006/P	Y01-3-029	Y01-4-024								
YZ 250	1996-97	Y01-1-041/P	Y01-2-006/P	Y01-3-029	Y01-4-024								
YZ 250	1998	Y01-1-043/P	Y01-2-010/P	Y01-3-029	Y01-4-024								
YZ 250	1999	Y01-1-043/P	Y01-2-010/P	Y01-3-037	Y01-4-024								
YZ 250	2000-02	Y01-1-043/P	Y01-2-010/P	Y01-3-037	Y01-4-027						Y01-4-027/9		
YZ 250	2003	Y01-1-043/P	Y01-2-021/P	Y01-3-037	Y01-4-027						Y01-4-027/9		
YZ 250	2004	Y01-1-043/P	Y01-2-021/P	Y01-3-043	Y01-4-027						Y01-4-027/9		
YZ 250	2005	Y01-1-058/P	Y01-2-024/P	Y01-3-043	Y01-4-027						Y01-4-027/9		
YZ 250	2006-08	Y01-1-058/P	Y01-2-034/P	Y01-3-043	Y01-4-027						Y01-4-027/9		
YZ 250	2009-10	Y01-1-070/P	Y01-2-034/P	Y01-3-043	Y01-4-027						Y01-4-027/9		
YZ 250	2011-14	Y01-1-070/P	Y01-2-034/P	Y01-3-043	Y01-4-027						Y01-4-027/9		
YZ 250	2015-18	Y01-1-070/P	Y01-2-034/P	Y01-3-061	Y01-4-027						Y01-4-027/9		
YZ 250 FX	2015-18	Y01-1-072/P	Y01-2-034/P	Y01-3-064	Y01-4-077								
YZ 250 X	2016-18	Y01-1-070/P	Y01-2-034/P	Y01-3-061	Y01-4-027								
YZ 250-F	2001-02	Y01-1-043/P	Y01-2-010/P	Y01-3-038	Y01-4-028		Y01-6-001/9						
YZ 250-F	2003	Y01-1-043/P	Y01-2-010/P	Y01-3-038	Y01-4-032								
YZ 250-F	2004	Y01-1-043/P	Y01-2-021/P	Y01-3-038	Y01-4-032								
YZ 250-F	2005	Y01-1-058/P	Y01-2-021/P	Y01-3-038	Y01-4-032	Y01-5-001							
YZ 250-F	2006-08	Y01-1-058/P	Y01-2-034/P	Y01-3-038	Y01-4-032	Y01-5-001							
YZ 250-F	2009	Y01-1-058/P	Y01-2-034/P	Y01-3-049	Y01-4-058	Y01-5-005							
YZ 250-F	2010-11	Y01-1-070/P	Y01-2-034/P	Y01-3-052	Y01-4-064	Y01-5-001							

MODEL	YEAR	FR BRAKE	RE BRAKE	CLUTCH	THROTTLE	START	DECOMP	SPEEDO	GASSER	DOHERTY	VEN 600A	AMAL T80	DOMINO
<b>YAMAHA</b>													
<b>320-360cc</b>													
YZ 250-F (B-D)	2012-13	Y01-1-070/P	Y01-2-034/P	Y01-3-052	Y01-4-071								
YZ 250-F	2014-18	Y01-1-072/P	Y01-2-034/P	Y01-3-056	Y01-4-077								
TT 350	1987	Y01-1-030/P											
TY 320 'Majesty'	1979-on	Y01-1-003		Y01-3-004	Y01-4-010							Y01-4-010/6	
YZ 360	1974	Y01-1-002		Y01-3-002	Y01-4-002								
<b>400-426cc</b>													
WRF 400 (K) 'Headlamp Fit'	1988	Y01-1-046/P	Y01-2-006/P	Y01-3-036	Y01-4-026		Y01-6-001				Y01-4-026/9		
WRF 400 (L) 'Headlamp Fit'	1999	Y01-1-046/P	Y01-2-010/P	Y01-3-036	Y01-4-026		Y01-6-001				Y01-4-026/9		
WRF 426 (M-P) 'Headlamp Fit'	2000-02	Y01-1-046/P	Y01-2-010/P	Y01-3-038	Y01-4-028		Y01-6-001				Y01-4-028/9		
YZ 400 (D)	1977	Y01-1-005		Y01-3-006	Y01-4-007				Y01-4-007/7	Y01-4-007/8			
YZ 400 (E-F)	1978-79	Y01-1-007		Y01-3-006	Y01-4-007				Y01-4-007/7	Y01-4-007/8			
YZF 400 (K)	1998	Y01-1-043/P	Y01-2-006/P	Y01-3-036	Y01-4-026		Y01-6-001				Y01-4-026/9		
YZF 400 (L)	1999	Y01-1-043/P	Y01-2-010/P	Y01-3-036	Y01-4-026		Y01-6-001				Y01-4-026/9		
YZF 426 (M-P)	2000-02	Y01-1-043/P	Y01-2-010/P	Y01-3-038	Y01-4-028		Y01-6-001				Y01-4-028/9		
<b>450cc</b>													
WR 450-F 'Headlamp Fit'	2003	Y01-1-046/P	Y01-2-021/P	Y01-3-042	Y01-4-032		Y01-6-001				Y01-4-032/9		
WR 450-F 'Headlamp Fit'	2004	Y01-1-046/P	Y01-2-021/P	Y01-3-045	Y01-4-032	Y01-5-001					Y01-4-032/9		
WR 450-F 'Headlamp Fit'	2005	Y01-1-059/P	Y01-2-026/P	Y01-3-038	Y01-4-032	Y01-5-001					Y01-4-032/9		
WR 450-F	2006	Y01-1-059/P	Y01-2-026/P	Y01-3-057	Y01-4-032	Y01-5-001					Y01-4-032/9		
WR 450-F	2007-11	Y01-1-059/P	Y01-2-027/P	Y01-3-057	Y01-4-032	Y01-5-001					Y01-4-032/9		
WR 450-F	2012-15	Y01-1-073/P	Y01-2-035/P	Y01-3-054	Y01-4-070								
WR 450-F	2016-17	Y01-1-022/P	Y01-2-035/P	Y01-3-064	Y01-4-078								
WR 450-F	2018	Y01-1-022/P	Y01-2-035/P	Y01-3-064	enquire								
YZ 450 FX	2016-17	Y01-1-072/P	Y01-2-034/P	Y01-3-064	Y01-4-078								
YZ 450 FX	2018	Y01-1-072/P	Y01-2-034/P	Y01-3-064	enquire								
YZ 450-F	2003	Y01-1-043/P	Y01-2-021/P	Y01-3-042	Y01-4-032		Y01-6-001				Y01-4-032/9		
YZ 450-F	2004	Y01-1-043/P	Y01-2-021/P	Y01-3-038	Y01-4-032	Y01-5-001					Y01-4-032/9		
YZ 450-F	2005	Y01-1-058/P	Y01-2-024/P	Y01-3-038	Y01-4-032	Y01-5-001					Y01-4-032/9		
YZ 450-F	2006	Y01-1-058/P	Y01-2-024/P	Y01-3-048	Y01-4-061	Y01-5-001					Y01-4-032/9		
YZ 450-F	2007-08	Y01-1-058/P	Y01-2-027/P	Y01-3-048	Y01-4-061	Y01-5-001					Y01-4-032/9		
YZ 450-F	2009	Y01-1-070/P	Y01-2-034/P	Y01-3-050	Y01-4-059	Y01-5-006					Y01-4-047/9		
YZ 450-F (Z - DL & DW)	2010-13	Y01-1-070/P	Y01-2-034/P	Y01-3-053	Y01-4-065								
YZ 450-F	2014-15	Y01-1-072/P	Y01-2-034/P	Y01-3-056	Y01-4-078								
YZ 450-F	2016-17	Y01-1-072/P	Y01-2-034/P	Y01-3-056	Y01-4-003								
YZ 450-F	2018	Y01-1-072/P	Y01-2-034/P	enquire	enquire								



MODEL	YEAR	FR BRAKE	RE BRAKE	CLUTCH	THROTTLE	START	DECOMP	SPEEDO	GASSER	DOHERTY	VEN 600A	AMAL T80	DOMINO
<b>YAMAHA</b>													
<b>465-500cc</b>													
TT 500	1978	Y01-1-004		Y01-3-005	Y01-4-006								
WR 490	1985-88	Y01-1-047/P	Y01-2-001	Y01-3-024									
WR 500	1992	Y01-1-033/P	Y01-2-004/P	Y01-3-032									
WR 500	1992	Y01-1-034/P	Y01-2-004/P	Y01-3-032									
XT 500	1981	Y01-1-016		Y01-3-005	Y01-4-006								
YZ 465	1980	Y01-1-009		Y01-3-011	Y01-4-013				Y01-4-007/7	Y01-4-007/8	Y01-4-013/9		
YZ 465	1981	Y01-1-009		Y01-3-018	Y01-4-013				Y01-4-007/7	Y01-4-007/8	Y01-4-013/9		
YZ 490	1982	Y01-1-021		Y01-3-024	Y01-4-016				Y01-4-016/7	Y01-4-016/8			
YZ 490	1983	Y01-1-021	Y01-2-001	Y01-3-024									
YZ 490	1984	Y01-1-021	Y01-2-001	Y01-3-024									
YZ 490	1985-88	Y01-1-026/P	Y01-2-001	Y01-3-024									
<b>600-660cc</b>													
TT 600-RE (E)	2004	Y01-1-054/P	Y01-2-023/P		Y01-4-038								
XT 660 R	2004-14	Y01-1-061/P	Y01-2-032/P	Y01-3-058	Y01-4-080								
XT 660 X	2004-14	Y01-1-074/P	Y01-2-036/P	Y01-3-058	Y01-4-080								
XT 660 Z 'Tenere'	2008-15			Y01-3-058	Y01-4-080								
<b>600-660cc</b>													

Performance  
Safety  
Quality  
Style

**Venhill Engineering Ltd.** 21 Ranmore Road, Dorking, Surrey, RH4 1HE  
Tel: +44 (0) 1306 885111    [www.venhill.co.uk](http://www.venhill.co.uk)    Email: [info@venhill.co.uk](mailto:info@venhill.co.uk)  
Registered Office: 21 Ranmore Road, Dorking, Surrey RH4 1HE U.K. Reg No. 00992104

**Powerhose Plus    Cruz Tools    Magura    Featherlight**





## Quad Upgrades

- ▶ Quad Application List
- ▶ Twist Grip Conversions
- ▶ Braided Brake Hoses

## Numbering system for cables

**Y01-1- 001 - BL**

Manufacturer

Cable number

Cable Colour

BK - Black

GY - Grey

WT - White

RD - Red

OR - Orange

YE - Yellow

GR - Green

BL - Blue

- 1 = front brake
- 2 = rear brake
- 3 = clutch
- 4 = throttle
- 5 = choke
- 6 = decompression
- 7 = speedo
- 8 = tachometer
- 10 = oil pump
- 11 = power valve

Check out our resources section online at

[www.venhill.co.uk](http://www.venhill.co.uk)

for more information about the products we can offer

## STAINLESS STEEL BRAIDED HOSES

Replaces standard rubber or damaged hoses

- ▶ Super strong stainless
- ▶ Steel / Teflon construction
- ▶ Self-aligning swivel ends
- ▶ Clear or colour coated PVC
- ▶ to prevent rubbing on paintwork
- ▶ Just two spanners required
- ▶ Each hose tested to 1500psi



## TWIST GRIP CONVERSION

Converts thumb throttle to twist grip operation | Dual action twist grip, with options for Fast or medium action | Quick cable connection | Ideal for competition use | Strong CNC Machined construction | If not listed we can make to order if supplied with thumb throttle and cable or supply a universal kit. **Slower action throttles are also available.**



# QUAD CONTROL CABLES AND HOSES



\* Note: Idle kit is required for this twist grip conversion

MODEL	YEAR	FRONT BRAKE	REAR BRAKE	CLUTCH	THUMB THROTTLE	T/G CONVERSION	IDLE KIT
<b>BOMBARDIER</b>							
<b>450 cc</b>							
DS 450						C05-4-007/9	
<b>650 cc</b>							
DS 650	2000-07	B07-1-001/P Std.	B07-2-001/P Std.			B07-4-001/9	
<b>CAN-AM</b>							
<b>800 cc</b>							
RENEGADE 800	2007					C05-4-006/9	
<b>E-TON</b>							
<b>50 cc</b>							
VIPER 50	2004-0n					E02-4-001/9	Full Kit
VIPER 50	2004-0n					E02-4-002/9	w/ cable to J/B
<b>90 cc</b>							
VIPER 90	2004-0n					E02-4-001/9	Full Kit
VIPER 90	2004-0n					E02-4-002/9	w/ cable to J/B
<b>HONDA</b>							
<b>250 cc</b>							
TRX 250 EX	2001-07	H02-1-052/P Std.				H02-4-041/9	
TRX 250 F/G/H	1985-87	H02-1-056/P Std.	H02-2-029/P Std.				
TRX 250 R	1986-90	H02-1-037/P Std.	H02-2-016/P Std.				
TRX 250 X	1987-90	H02-1-055/P +75mm	H02-2-016/P Std.				
<b>300 cc</b>							
TRX 300 EX	1993-07	H02-1-057/P Std.	H02-2-030/P Std.				

Performance  
Safety  
Quality  
Style

Venhill Engineering Ltd. 21 Ranmore Road, Dorking, Surrey RH4 1HE U.K.  
Tel: +44 (0) 1306 885111 Fax: +44 (0) 1306 740535 Email: info@venhill.co.uk  
Registered Office: 21 Ranmore Road, Dorking RH4 1HE Incorporated in England No. 992104

Powerpad

Powerhose

Featherlight

Magura

Member of  
The Motor Cycle Industry  
Association



# QUAD CONTROL CABLES AND HOSES



\* Note: Idle kit is required for this twist grip conversion

MODEL	YEAR	FRONT BRAKE	REAR BRAKE	CLUTCH	THUMB THROTTLE	T/G CONVERSION	IDLE KIT
<b>400 cc</b>							
TRX 400 EX	1999-07	H02-1-053/P	Std.			H02-4-040/9	
TRX 400 EX	1999-07	H02-1-058/P	+75mm				
<b>450 cc</b>							
TRX 450 FM	2003					H02-4-059	
TRX 450 R	2004-07	H02-1-059/P	Std.			H02-4-043/9	
TRX 450 R	2004-07	H02-1-060/P	+75mm				
<b>KAWASAKI</b>							
<b>250 cc</b>							
KSF 250 MOJAVE	1987-On	K02-1-038/P	Std.			K02-4-034/9	
<b>300 cc</b>							
KEF 300	2001-On	K02-1-038/P	Std.				
<b>400 cc</b>							
KFX 400	2003-07	K02-1-040/P	Std.			K02-4-035/9	
KFX 400	2003-07	K02-1-043/P	+75mm				
<b>650 cc</b>							
KVF 650	2001-On	K02-1-039/P	Std.			K02-4-033/9	
<b>700 cc</b>							
KFX 700	2004-07	K02-1-044/P	Std.			K02-4-041/9	
<b>KTM</b>							
<b>450 cc</b>							
SX 450	2009						
			K01-2-020/P	Std.			
<b>525 cc</b>							
525 XC	2010					K01-4-040	K01-4-039/9
<b>KYMCO</b>							

# QUAD CONTROL CABLES AND HOSES



\* Note: Idle kit is required for this twist grip conversion

MODEL	YEAR	FRONT BRAKE	REAR BRAKE	CLUTCH	THUMB THROTTLE	T/G CONVERSION	IDLE KIT
<b>250 cc</b>							
250	2004-On					K03-4-001/9	
<b>POLARIS</b>							
<b>500 cc</b>							
PREDITOR 500	2003-06					P03-4-001/9	
SCRAMBLER 500	2000-06					P03-4-001/9	
<b>525 cc</b>							
OUTLAW 525-S						P03-4-002/9	
<b>850 cc</b>							
XP 850	2009					P03-4-003	
<b>QUANTUM</b>							
<b>0 cc</b>							
QUANTUM						Q01-4-001/9	
<b>SMC</b>							
<b>250 cc</b>							
QUADZILLA 250 E	2004-On					SMC-4-001/9	
<b>SUZUKI</b>							
<b>250 cc</b>							
LT 250 RF-RG	1985-86	Y01-1-053/P	Std.	S01-2-019/P	Std.		
LT 250 RH	1987	Y01-1-053/P	Std.	S01-2-029/P	Std.		
LT-Z 250							
<b>400 cc</b>							
LT-Z 400	2003-07	K02-1-040/P	Std.	K02-2-018/P	Std.	K02-4-035/9	
LT-Z 400	2003-07	K02-1-043/P	+75mm				

Performance  
Safety  
Quality  
Style

Venhill Engineering Ltd. 21 Ranmore Road, Dorking, Surrey RH4 1HE U.K.  
Tel: +44 (0) 1306 885111 Fax: +44 (0) 1306 740535 Email: info@venhill.co.uk  
Registered Office: 21 Ranmore Road, Dorking RH4 1HE Incorporated in England No. 992104

Powerpad

Powerhose

Featherlight

Magura

Member of  
The Motor Cycle Industry  
Association





# QUAD CONTROL CABLES AND HOSES



\* Note: Idle kit is required for this twist grip conversion

MODEL	YEAR	FRONT BRAKE	REAR BRAKE	CLUTCH	THUMB THROTTLE	T/G CONVERSION	IDLE KIT
<b>450 cc</b>							
LT-R 450	2006-07	K02-1-040/P	+75mm	K02-2-018/P	Std.	S01-4-046/9	
<b>500 cc</b>							
LT 500 RH	1987	Y01-1-053/P	Std.	S01-2-029/P	Std.		
<b>YAMAHA</b>							
<b>200 cc</b>							
YFS 200 BLASTER	2003-06				Y01-4-033	Y01-4-033/9 *	VIK-001
<b>250 cc</b>							
YFM 250R RAPTOR	2008-09			Y01-3-051F	Std.	Y01-4-045	Y01-4-060/9
<b>350 cc</b>							
YFM 350 WARRIOR	1989-03	Y01-1-052/P	Std.	Y01-2-020/P	Std.	Y01-4-035/9	
YFM 350R RAPTOR	2004-06	Y01-1-055/P	+75mm				
YFM 350R RAPTOR	2004-06	Y01-1-052/P	Std.	Y01-2-020/P	Std.	Y01-4-039/9	
YFZ 350 BANSHEE	1990-06	Y01-1-051/P	Std.	Y01-2-015/P	Std.	Y01-4-034/9 *	VIK-002
YFZ 350 BANSHEE	1990-06	Y01-1-056/P	+75mm	Y01-2-016/P	+50mm		
YFZ 350 BANSHEE	1990-06	Y01-2-017/P	+100mm	Y01-2-017/P			
<b>450 cc</b>							
YFZ 450	2003-09			Y01-3-142		Y01-4-029	
YFZ 450R	2003-07	Y01-1-053/P	Std.	Y01-2-022/P	Std.	Y01-4-036/9	
YFZ 450R	2003-07	Y01-1-057/P	+75mm	Y01-2-025/P	+75mm	Y01-3-111F	+50mm
YFZ 450R	2009-18			Y01-3-143		Y01-4-063	Y01-4-062/9
<b>600 cc</b>							
YFM 600 GRIZZLY						Y01-4-040/9	

# QUAD CONTROL CABLES AND HOSES



\* Note: Idle kit is required for this twist grip conversion

MODEL	YEAR	FRONT BRAKE	REAR BRAKE	CLUTCH	THUMB THROTTLE	T/G CONVERSION	IDLE KIT
<b>660 cc</b>							
660 RHINO	2007	Y01-1-068/P	+150mm				
660 RHINO	2007	Y01-1-067/P	Std.				
YFM 660R RAPTOR	2001-On		Y01-2-013/P	Y01-3-112F			
YFM 660R RAPTOR	2001-On		Y01-2-011/P			Y01-4-030/9	
YFM 660R RAPTOR	2001-On		Y01-1-050/P				
			+75mm				
			+50mm				
<b>700 cc</b>							
YFM 700 RAPTOR	2005-07	Y01-1-064/P	+75mm Race				
YFM 700 RAPTOR	2005-07	Y01-1-065/P	Std.			Y01-4-042/9	
YFM 700 RAPTOR	2005-07	Y01-1-063/P	Race				

**Performance**  
**Safety**  
**Quality**  
**Style**

Venhill Engineering Ltd. 21 Ranmore Road, Dorking, Surrey RH4 1HE U.K.  
Tel: +44 (0) 1306 885111 Fax: +44 (0) 1306 740535 Email: info@venhill.co.uk  
Registered Office: 21 Ranmore Road, Dorking RH4 1HE Incorporated in England No. 992104

**Powerpad**

**Powerhose**

**Featherlight**

**Magura**

Member of  
The Motor Cycle Industry  
Association





## 'Powerhose Plus' Braided Hydraulic Lines & Components

- ▶ UK Factory made & tested
- ▶ TUV & DOT approved
- ▶ Swivel ends for perfect alignment
- ▶ Chrome, Stainless or Black fittings
- ▶ Stainless steel braided hose
- ▶ Teflon inner tubing
- ▶ Uncovered or PVC covered in:

Clear  
Black  
Carbon  
White  
Purple  
Red  
Orange  
Yellow  
Green  
Translucent Blue  
Solid Blue





Check out our resources section online at

[www.venhill.co.uk](http://www.venhill.co.uk)

for more information about the products we can offer



Two ways to buy

Performance  
Safety  
Quality  
Style

## 1. BIKE KITS

- ▶ Everything included: The individual bike kits have all the hoses, banjos, bolts, copper washers and fittings included to bolt straight on to the bike.
- ▶ Easy fit: Just a 6mm Alan Key required. These kits have factory finished swivel hose ends which are self-aligning and stress free.
- ▶ All Powerhose Plus lines are TUV and DOT approved. All hoses are pressure tested in our factory to 1500 PSI for peace of mind.

## 2. DEALER KITS - Ideal for workshops and busy dealers!

- ▶ The one system that fits all: With our application guide and a stock of parts included in our Dealer kits you can equip a number of machines with Powerhose Plus from your kit.
- ▶ Simplicity itself: Just look up the required make and model in the application guide, and all the parts needed will be listed under Venhill part numbers which cross reference to part descriptions. For example a 3H0500 hose is a hose 500mm long.
- ▶ Easy stocking and replacement: Dealers can order up hoses and parts, as they are required. You only need to buy what you need as and when you need it.

*Powerhose Plus is factory finished hose and is not compatible with the traditional DIY Powerhose listed later in the catalogue.*

**POWERHOSE PLUS DEALER KIT**

All the hoses and fittings you need to cover a wide range of motorbikes, quads, scooters and specials. Supplied with 30 assorted hoses, ranging from 150mm to 725mm in length, plus a selection of the most commonly used fittings in stainless steel or high quality chrome plated finish. Includes full Venhill application guide.

PART No.	DESCRIPTION
-3PPMERC30	Chrome Fittings
-3PPMERS30	Stainless Fittings

Downloadable PDF's for kit contents can be found online at [www.venhill.co.uk](http://www.venhill.co.uk)



**STAINLESS STEEL BRAIDED LINES**



Suitable for brake and clutch lines and available in a range of colours. Unique to the Powerhose Plus system, factory made and tested with universal 1/8<sup>th</sup> BSP female swivel ends and 3mm bore hose.

The lines are **TUV** approved and **DOT** registered in the USA. Components are manufactured from marine grade stainless steel for long lasting use. All lines are compatible with all 1/8<sup>th</sup> BSP components listed. Lengths are available in 25mm increments from 100mm upwards. Other lengths are available to order.












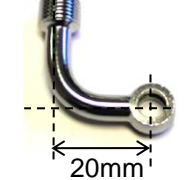


Available in 25mm increments from 100mm upwards

**BANJOS (1/8th BSP thread for hose end swivel nut)**

3/60081	<b>M10 STRAIGHT BANJO</b> CHROME / STAINLESS / BLACK	
3/60082	<b>20° M10 BANJO</b> CHROME / STAINLESS / BLACK	
3/60087	<b>45° M10 BANJO</b> CHROME / STAINLESS / BLACK	
3/60086	<b>75° M10 BANJO</b> CHROME / STAINLESS / BLACK	
3/60084	<b>90° M10 BANJO SHORT</b> CHROME / STAINLESS / BLACK	
3/60184	<b>90° M10 LONG NECK BANJO</b> CHROME / STAINLESS / BLACK	
3/60284	<b>90° M10 EXTRA LONG NECK BANJO</b> CHROME / BLACK	
3/60184L	<b>90° M10 LONG NECK &amp; 20° LEFT BANJO</b> CHROME / BLACK	
3/60193	<b>90° M10 SIDE BEND LONG NECK BANJO</b> CHROME / STAINLESS / BLACK	
3/60085	<b>20° M10 SIDE BEND BANJO</b> CHROME / STAINLESS / BLACK	

**BANJOS (1/8th BSP thread for hose end swivel nut)**




3/60090	<b>45° M10 SIDE BEND BANJO</b> CHROME / STAINLESS / BLACK		
3/60082L	<b>20° &amp; 20° M10 SIDE BEND LEFT BANJO</b> CHROME / STAINLESS / BLACK		
3/60082R	<b>20° &amp; 20° M10 SIDE BEND BANJO RIGHT</b> CHROME / STAINLESS / BLACK		
3/60087L	<b>45° &amp; 20° M10 SIDE BEND LEFT BANJO M10</b> CHROME / STAINLESS		
3/60087R	<b>45° &amp; 20° M10 SIDE BEND RIGHT BANJO M10</b> CHROME / STAINLESS		
3/60186R	<b>75° &amp; 45° M10 SIDE BEND RIGHT LONG NECK</b> CHROME		
3/60088S	<b>7/16<sup>th</sup> I.D. (11mm) STRAIGHT BANJO</b> (FOR HARLEY DAVIDSON)	STAINLESS / BLACK	
3/60089S	<b>12mm STRAIGHT BANJO</b>	STAINLESS	
3/60091C	<b>M8 STRAIGHT BANJO</b>	CHROME / BLACK	
3/60094	<b>M8 90° BANJO</b>	CHROME / BLACK	
3/60061	<b>M6 STRAIGHT BANJO</b> (FITS MAGURA HYMEC SLAVE CYLINDER)	CHROME / BLACK	
3/60163C	<b>M6 90° SIDE BEND BANJO</b>	CHROME	





**ADAPTORS (all 1/8 BSP one end for hose end swivel nut)**

3/60100A	<b>M10x1</b>	1/8 BSP ADAPTOR - <b>CONVEX</b> CHROME / STAINLESS STEEL / BLACK	
3/60100FA	<b>M10x1</b>	1/8 BSP ADAPTOR - <b>FEMALE</b> CHROME / STAINLESS STEEL / BLACK	
3/70100A	<b>M10x1</b>	1/8 BSP ADAPTOR - <b>CONCAVE</b> CHROME / STAINLESS STEEL / BLACK	
3/60125A	<b>M10x1.25</b>	1/8 BSP ADAPTOR - <b>CONVEX</b> CHROME / STAINLESS STEEL / BLACK	
3/60125FA	<b>M10x1.25</b>	1/8 BSP ADAPTOR - <b>FEMALE</b> CHROME / STAINLESS STEEL / BLACK	
3/70125A	<b>M10x1.25</b>	1/8 BSP ADAPTOR - <b>CONCAVE</b> CHROME / STAINLESS STEEL / BLACK	
3/60375A	<b>3/8<sup>TH</sup> UNF</b>	1/8 BSP ADAPTOR - <b>CONVEX</b> CHROME / STAINLESS / BLACK	
3/60375FA	<b>3/8<sup>TH</sup> UNF</b>	1/8 BSP ADAPTOR - <b>FEMALE</b> CHROME / STAINLESS / BLACK	
3/70375A	<b>3/8<sup>TH</sup> UNF</b>	1/8 BSP ADAPTOR - <b>CONCAVE</b> CHROME	
3/10118A	<b>1/8<sup>TH</sup> BSP</b>	1/8 BSP – ADAPTOR / <b>CONCAVE</b> ZINC	
3/60722A	<b>7/16<sup>TH</sup> 20 TPI</b>	1/8 BSP ADAPTOR <b>CONVEX</b> CHROME / BLACK (Not suitable for Harley Davidson! use 3/60716AC)	
3/60800A	<b>M8x1</b>	1/8 BSP ADAPTOR - <b>CONVEX</b> CHROME	
3/118118A	<b>1/8<sup>TH</sup> 27 NPT</b>	1/8 BSP ADAPTOR – <b>CONCAVE</b> ZINC	



## BANJO BOLTS

106100C	<b>M6 x 1mm</b>	<b>SINGLE CHROME</b>	(HEXAGON HEAD)	 Chrome domed head single slot for 6mm allen wrench   Titanium hex bolt with holes for lock wiring   Black domed head double slot for 6mm allen wrench
108100C	<b>M8 x 1mm</b>	<b>SINGLE CHROME</b>	(HEXAGON HEAD)	
110180C	<b>1/8<sup>th</sup> BSP</b>	<b>SINGLE ZINC</b>	(HEXAGON HEAD)	
110100	<b>M10 x 1</b>	<b>SINGLE</b>	CHROME / STAINLESS / BLACK / TITANIUM	
110125	<b>M10 x 1.25</b>	<b>SINGLE</b>	CHROME / STAINLESS / BLACK / TITANIUM	
110375D	<b>3/8<sup>th</sup> UNF</b>	<b>SINGLE</b>	CHROME / STAINLESS / BLACK (DOMED HEAD)	
110275D	<b>5/16<sup>th</sup> BSF</b>	<b>SINGLE</b>	CHROME / STAINLESS (DOMED HEAD)	
210100	<b>M10 x 1</b>	<b>DOUBLE</b>	CHROME / STAINLESS / BLACK / TITANIUM	
210125	<b>M10 x 1.25</b>	<b>DOUBLE</b>	CHROME / STAINLESS / BLACK / TITANIUM	
210375D	<b>3/8<sup>th</sup> UNF</b>	<b>DOUBLE</b>	CHROME / STAINLESS / BLACK (DOMED HEAD)	
210275D	<b>5/16<sup>th</sup> BSF</b>	<b>DOUBLE</b>	CHROME / STAINLESS (DOMED HEAD)	


## BANJO BOLTS WITH BRAKE LIGHT SWITCHES

710100-L	<b>10x1</b>	SINGLE BANJO BOLT, WITH SWITCH		 (Nut shoulder to end of thread – 20mm)
710125-L	<b>10x1.25</b>	SINGLE BANJO BOLT, WITH SWITCH		
710375-L	<b>3/8 UNF</b>	SINGLE BANJO BOLT, WITH SWITCH		
810100-L	<b>10x1</b>	DOUBLE BANJO BOLT, WITH SWITCH		 (Nut shoulder to end of thread – 31mm)
810125-L	<b>10x1.25</b>	DOUBLE BANJO BOLT, WITH SWITCH		

## BLEED NIPPLE BANJO BOLTS

310100DC	<b>M10x1</b>	SINGLE	CHROME	 10mm thread length
310125DC	<b>M10x1.25</b>	SINGLE	CHROME	
310375DC	<b>3/8<sup>th</sup> UNF</b>	SINGLE	CHROME	
410100DC	<b>M10x1</b>	DOUBLE	CHROME	 15mm thread length
410125DC	<b>M10x1.25</b>	DOUBLE	CHROME	
410375DC	<b>3/8<sup>th</sup> UNF</b>	DOUBLE	CHROME	

## BLEED NIPPLES

SK207252	<b>M6 x 1</b>	ZINC/FULL	
SK207252DC	<b>M6 x 1</b>	CHROME	
SK207253	<b>M7 x 1</b>	ZINC/FULL	
SK207254	<b>M8 x 1.25mm</b>	ZINC/FULL	
SK072555	<b>M10 x 1mm</b>	STAINLESS	

**CONNECTORS & SWIVEL JOINTS**

776/3	"T" CONNECTOR <b>1/8<sup>th</sup> BSP</b> 6mm hole for mounting Chrome / Black		776/2	"L" CONNECTOR <b>1/8<sup>th</sup> BSP Male</b> <b>M10x1mm convex FEMALE</b> 6mm hole for mounting Chrome / Black	
776/1	"T" CONNECTOR <b>1/8<sup>th</sup> BSP Male</b> <b>M10x1mm convex FEMALE</b> 6mm hole for mounting Chrome / Black		776/4	STRAIGHT CONNECTOR <b>1/8<sup>th</sup> BSP Male</b> <b>M10x1mm convex FEMALE</b> 6mm hole for mounting Chrome / Black	
778	"T" CONNECTOR <b>M10x1mm concave FEMALE</b> With 7mm hole for mounting Brass - 23mm eye of mounting hole to M10 face		776/BKT	"L" BRACKET FOR 776 "T"-CONNECTOR or "L" CONNECTOR	
E620	20° HOSE CONNECTOR <b>1/8<sup>th</sup> BSP Male / Female</b> convex Torque <b>12ft/lbs/16NM</b> for swivel joint Chrome/ Black		E645	45° HOSE CONNECTOR <b>1/8<sup>th</sup> BSP Male / Female</b> convex Torque <b>12ft/lbs/16NM</b> for swivel joint Chrome/ Black	
E690	90° HOSE CONNECTOR <b>1/8<sup>th</sup> BSP Male / Female</b> convex Torque <b>12ft/lbs/16NM</b> for swivel joint Chrome/ Black		774-L	"L" CONNECTOR <b>1/8<sup>th</sup> BSP</b> Nickel plated brass	
3/518	Quick release inline coupling <b>1/8<sup>th</sup> BSP</b> Brake lines can be separated without loss of fluid. DOT fluid only. Race use only		3/618	Quick release female brake coupling <b>1/8<sup>th</sup> BSP male &amp; female</b> Brake lines can be separated without loss of fluid. DOT fluid only. Race use only.	

**BULKHEAD ADAPTORS & LOCK NUTS**

3/80100AC	<b>M10x1</b>	1/8BSP MALE BULKHEAD ADAPTER CONVEX	CHROME	
LN10100	<b>M10x1</b>	LOCK NUT STEEL	ZINC PLATED	
3/80125AC	<b>M10x1.25</b>	1/8BSP MALE BULKHEAD ADAPTER CONVEX	CHROME	
LN10125	<b>M10x1.25</b>	LOCK NUT STEEL	ZINC PLATED	
3/80375AC	<b>3/8 UNF</b>	1/8BSP MALE BULKHEAD ADAPTER CONVEX	CHROME	
LN0375	<b>3/8 UNF</b>	LOCK NUT STEEL	ZINC PLATED	
3/80100FAC	<b>M10x1</b>	FEMALE BULKHEAD ADAPTOR CHROME		
BK4058	CLIP FOR FEMALE BULKHEAD FITTING		ZINC PLATED	

HARLEY DAVIDSON IMPERIAL FITTINGS		
110716D	<b>7/16<sup>TH</sup> 24 tpi BANJO BOLT</b> CHROME / STAINLES / BLACK	
210716D	<b>7/16<sup>TH</sup> 24 tpi DOUBLE BANJO BOLT</b> CHROME / STAINLESS / BLACK	
C111-1	<b>11mm COPPER WASHER</b>	
C111-10	<b>11mm COPPER WASHER 10 PACK</b>	
C111-50	<b>11mm COPPER WASHER 50 PACK</b>	
3/60088	<b>7/16<sup>th</sup> I.D. STRAIGHT BANJO</b> STAINLESS / BLACK	
3/60097	<b>45° BANJO 7/16<sup>th</sup> I.D.</b> STAINLESS / BLACK	
3/60716A	<b>7/16<sup>TH</sup> 24 tpi ADAPTOR CONVEX</b> CHROME / BLACK	

**HYDRAULIC FLUID**






<p><b>VBF5-500</b> <b>DOT 5.1 HYDRAULIC FLUID,</b> 500ml Non – Silicon base Required for high temperature applications. Typical dry boiling point 275°C</p>	<p><b>VBF 250</b> <b>DOT 4 HYDRAULIC FLUID,</b> 250ml Standard applications.</p>
---	--

DOT Fluid is used in most 'standard' brake and clutch systems, including the Magura 190 Radial pumps. The seals in the brake / clutch system can be damaged if the wrong fluid is used. Consult your Motorcycle Handbook for the correct fluid to use.


<p><b>0721820</b> <b>MAGURA MINERAL OIL, 'Blood'</b> 100 ml</p>	<p><b>0721821</b> <b>MAGURA MINERAL OIL,</b> 'Blood' 1 Litre</p>
---	--

Mineral Oil is used on some Magura systems including the Hymec clutch conversion and some KTM clutch systems. The seals in the brake / clutch system can be damaged if the wrong fluid is used. If you are unsure as to which fluid you should use, consult your motorcycle handbook or Magura Manual.

## ACCESSORIES & PROTECTION

VIN135FR	HEAT SHRINK TUBING Black   Price per metre   Will fit 13mm O.D. when not shrunk   Shrinks to approx. 9-8mm	
NRL50	Rigid Nylon Tube 8mm id x 10mmØ x 1M Black, Blue, Green, Orange, Red, Yellow	
CC2	'P' CLIP For securing hose or cable	
VWK010	Cable Coat - Covers and protects brake lines or electrical cables. 3M of expandable PET sleeving. Supplied with shrink sleeves to retain and finish ends neatly. Red / Green / Yellow / Carbon / Neon Blue	
3SP	3mm ID opening up to required diameter Black, Neutral, Red - Covers and protects brake lines or electrical cables	

## WASHERS

C101	<b>10mm</b> Copper Washer (single / 10 / 50 PACK)	
C106	<b>6mm</b> Aluminium Washer	
C108	<b>8mm</b> Copper Washer	

Performance  
Safety  
Quality  
Style

**Venhill Engineering Ltd.** 21 Ranmore Road, Dorking, Surrey, RH4 1HE  
Tel: +44 (0) 1306 885111    [www.venhill.co.uk](http://www.venhill.co.uk)    Email: [info@venhill.co.uk](mailto:info@venhill.co.uk)  
Registered Office: 21 Ranmore Road, Dorking, Surrey RH4 1HE U.K. Reg No. 00992104

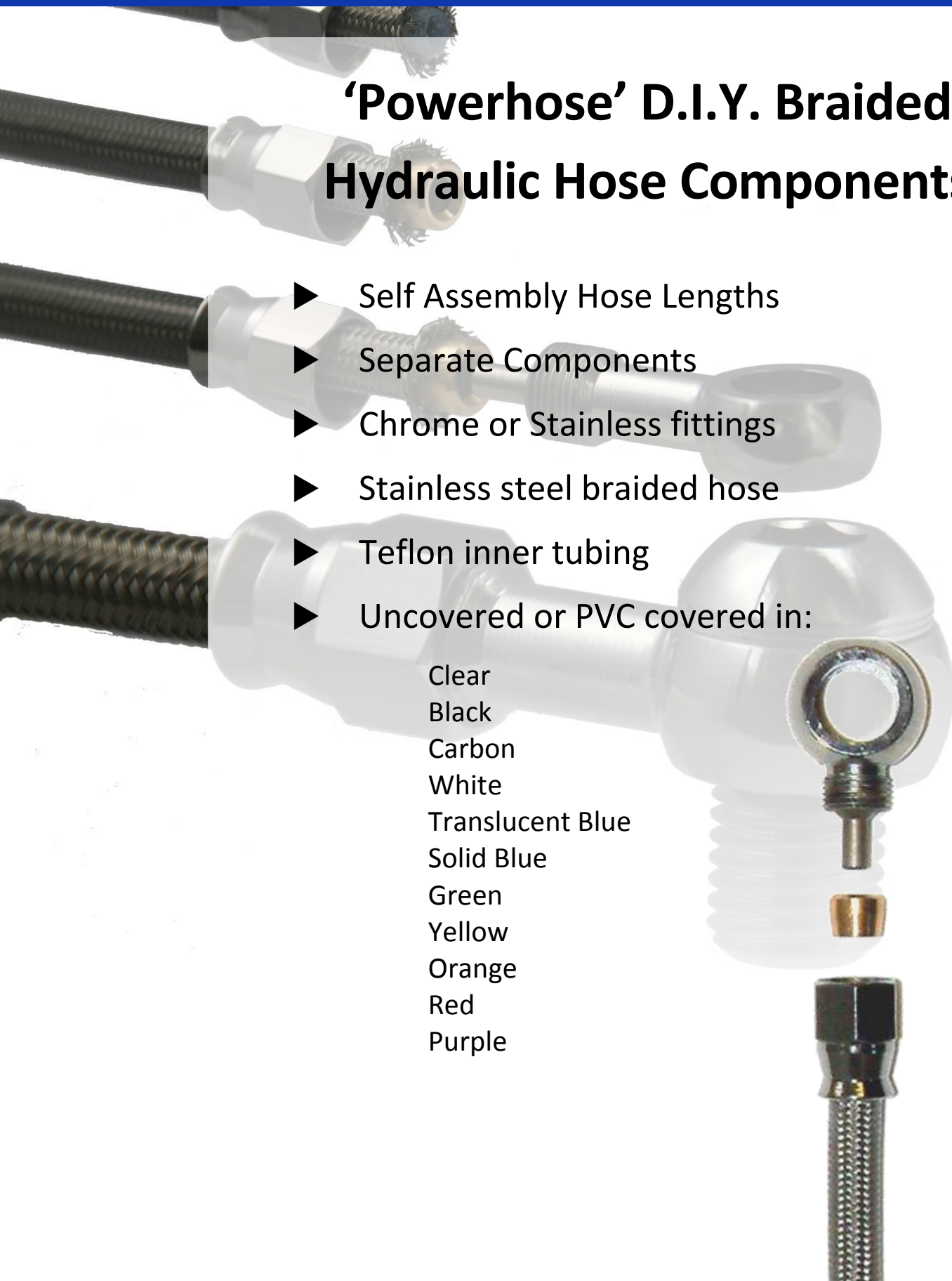
**Powerhose Plus    Cruz Tools    Magura    Featherlight**



## 'Powerhose' D.I.Y. Braided Hydraulic Hose Components

- ▶ Self Assembly Hose Lengths
- ▶ Separate Components
- ▶ Chrome or Stainless fittings
- ▶ Stainless steel braided hose
- ▶ Teflon inner tubing
- ▶ Uncovered or PVC covered in:

Clear  
Black  
Carbon  
White  
Translucent Blue  
Solid Blue  
Green  
Yellow  
Orange  
Red  
Purple





For a demonstration video on making up your own Powerhose lines, scan the code with your smart phone. Or visit our website [www.venhill.co.uk](http://www.venhill.co.uk)



## D.I.Y. POWERHOSE DEALER KIT

The Powerhose Dealer kit contains a selection of the most commonly used Powerhose end fittings and combines them into a handy carrying box with all parts needed to build several hoses. Useful for workshops, mechanics and dealers.

Part No.	End Finish
-3DLRC	Chrome Fittings
-3DLRS	Stainless Fittings













- ▶ 50 x Assorted fittings
- ▶ 10M of braided stainless steel hose
- ▶ 3M of clear cover
- ▶ parrot nosed cutters
- ▶ 250ml DOT 4 brake fluid

For a full list of contents in this box, enter one of the product codes above in the product search on our website. Then download the product PDF sheet.



[www.venhill.co.uk](http://www.venhill.co.uk)












## STAINLESS STEEL BRAIDED TEFLON HOSE - Sold per meter

-3-PWRHSE	UNCOVERED	
-3-PWRHSE/PVC	PVC COVERED CLEAR	
-3-PWRHSE/PVC/BK	PVC COVERED BLACK	
-3-PWRHSE/PVC/CA	PVC COVERED CARBON	
-3-PWRHSE/PVC/BS	PVC COVERED SOLID BLUE	
-3-PWRHSE/PVC/BL	PVC COVERED TRANSLUCENT BLUE	
-3-PWRHSE/PVC/PU	PVC COVERED PURPLE	
-3-PWRHSE/PVC/RE	PVC COVERED RED	
-3-PWRHSE/PVC/OR	PVC COVERED ORANGE	
-3-PWRHSE/PVC/WH	PVC COVERED YELLOW	
-3-PWRHSE/PVC/GR	PVC COVERED GREEN	
-3-PWRHSE/PVC/YE	PVC COVERED WHITE	

**SELF ASSEMBLY BANJOS - 3/8<sup>th</sup> x 32 UNEF swivel nuts for M10 / M8 Banjo Bolts**




3/10081	M10 STRAIGHT BANJO CHROME / STAINLESS	
3/10082	M10 20° BANJO CHROME / STAINLESS	
3/10087	M10 45° BANJO CHROME / STAINLESS	
3/10086	M10 75° BANJO CHROME / STAINLESS	
3/10084	M10 90° BANJO CHROME / STAINLESS	
3/10184	M10 90° LONG NECK BANJO CHROME / STAINLESS	
3/10085	M10 20° SIDE BEND BANJO CHROME / STAINLESS	
3/10090C	M10 45° SIDE BEND BANJO CHROME	
3/10082L	M10 20° & 20° SIDE BEND LEFT BANJO CHROME / STAINLESS	
3/10082R	M10 20° & 20° SIDE BEND RIGHT BANJO CHROME / STAINLESS	
3/10091C	M8 STRAIGHT BANJO CHROME	
3/10092C	M8 20° BANJO CHROME	

**SELF ASSEMBLY HOSE ENDS** (3/8<sup>th</sup> x 32 UNEF adapters with varying ends)

3/10100FH	<b>M10 x 1</b> CHROME / STAINLESS	<b>FEMALE</b>	<b>CONCAVE</b>	
3/10100MH	<b>M10 x 1</b> CHROME / STAINLESS	<b>MALE</b>	<b>CONVEX</b>	
3/20100MH	<b>M10 x 1</b> CHROME / STAINLESS	<b>MALE</b>	<b>CONCAVE</b>	
3/10125FH	<b>M10 x 1.25</b> CHROME / STAINLESS	<b>FEMALE</b>	<b>CONCAVE</b>	
3/10125MH	<b>M10 x 1.25</b> CHROME / STAINLESS	<b>MALE</b>	<b>CONVEX</b>	
3/20125MH	<b>M10 x 1.25</b> CHROME / STAINLESS	<b>MALE</b>	<b>CONCAVE</b>	
3/10375FHC	<b>3/8<sup>TH</sup> UNF</b> CHROME	<b>FEMALE</b>	<b>CONCAVE</b>	
3/10375MH	<b>3/8<sup>TH</sup> UNF</b> CHROME / STAINLESS	<b>MALE</b>	<b>CONVEX</b>	
3/20375MHC	<b>3/8<sup>TH</sup> UNF</b> CHROME / STAINLESS	<b>MALE</b>	<b>CONCAVE</b>	

**SELF ASSEMBLY HOSE END SWIVEL JOINT**

 3/8<sup>th</sup> x 32 UNEF swivel fittings allow stress free alignment when fitting

E321-3C	STRAIGHT 1/8 <sup>th</sup> BSP - CONVEX SEAT	CHROME	
E321-3SS	STRAIGHT 1/8 <sup>th</sup> BSP - CONVEX SEAT	STAINLESS	
E331-3C	45° 1/8 <sup>th</sup> BSP - CONVEX SEAT	CHROME	
E331-3SS	45° 1/8 <sup>th</sup> BSP - CONVEX SEAT	STAINLESS	
E332-3C	90° 1/8 <sup>th</sup> BSP - CONVEX SEAT	CHROME	
E332-3SS	90° 1/8 <sup>th</sup> BSP - CONCAVE SEAT	STAINLESS	




**ADAPTORS (all 1/8 BSP one end for hose end swivel nut)**

3/60100A	<b>M10x1</b>	1/8 BSP ADAPTOR - <b>CONVEX</b> CHROME / STAINLESS STEEL / BLACK	
3/60100FA	<b>M10x1</b>	1/8 BSP ADAPTOR - <b>FEMALE</b> CHROME / STAINLESS STEEL / BLACK	
3/70100A	<b>M10x1</b>	1/8 BSP ADAPTOR - <b>CONCAVE</b> CHROME / STAINLESS STEEL / BLACK	
3/60125A	<b>M10x1.25</b>	1/8 BSP ADAPTOR - <b>CONVEX</b> CHROME / STAINLESS STEEL / BLACK	
3/60125FA	<b>M10x1.25</b>	1/8 BSP ADAPTOR - <b>FEMALE</b> CHROME / STAINLESS STEEL / BLACK	
3/70125A	<b>M10x1.25</b>	1/8 BSP ADAPTOR - <b>CONCAVE</b> CHROME / STAINLESS STEEL / BLACK	
3/60375A	<b>3/8<sup>TH</sup> UNF</b>	1/8 BSP ADAPTOR - <b>CONVEX</b> CHROME / STAINLESS / BLACK	
3/60375FA	<b>3/8<sup>TH</sup> UNF</b>	1/8 BSP ADAPTOR - <b>FEMALE</b> CHROME / STAINLESS / BLACK	
3/70375A	<b>3/8<sup>TH</sup> UNF</b>	1/8 BSP ADAPTOR - <b>CONCAVE</b> CHROME	
3/10118A	<b>1/8<sup>TH</sup> BSP</b>	1/8 BSP – ADAPTOR / <b>CONCAVE</b> ZINC	
3/60722A	<b>7/16<sup>TH</sup> 20 TPI</b>	1/8 BSP ADAPTOR <b>CONVEX</b> CHROME / BLACK (Not suitable for Harley Davidson! use 3/60716AC)	
3/60800A	<b>M8x1</b>	1/8 BSP ADAPTOR - <b>CONVEX</b> CHROME	
3/118118A	<b>1/8<sup>TH</sup> 27 NPT</b>	1/8 BSP ADAPTOR – <b>CONCAVE</b> ZINC	

## HARLEY DAVIDSON FITTINGS – Imperial threads and sizes only

110716DC	7/16 24 tpi BANJO BOLT	CHROME	
110716DS	7/16 24 tpi BANJO BOLT	STAINLESS	
210716DC	7/16 24 tpi DOUBLE BANJO BOLT	CHROME	
210716DS	7/16 24 tpi DOUBLE BANJO BOLT	STAINLESS	
C111-1	11mm COPPER WASHER	SINGLE	
C111-10	11mm COPPER WASHER	10 PACK	
C111-50	11mm COPPER WASHER	50 PACK	
3/10088C	7/16" STRAIGHT BANJO	CHROME	
3/10088S	7/16" STRAIGHT BANJO	STAINLESS	
3/10089C	7/16" 20DEG BANJO	CHROME	
3/10089S	7/16" 20DEG BANJO	STAINLESS	
3/10118MHC	1/8NPT (TAPER) MALE HOSE END	CHROME	

## BANJO BOLTS


106100C	<b>M6 x 1mm</b>	<b>SINGLE</b>	CHROME	(HEXAGON HEAD)	
108100C	<b>M8 x 1mm</b>	<b>SINGLE</b>	CHROME	(HEXAGON HEAD)	
110180C	<b>1/8<sup>th</sup> BSP</b>	<b>SINGLE</b>	ZINC	(HEXAGON HEAD)	
110100	<b>M10 x 1</b>	<b>SINGLE</b>	CHROME / STAINLESS / BLACK / TITANIUM		
110125	<b>M10 x 1.25</b>	<b>SINGLE</b>	CHROME / STAINLESS / BLACK / TITANIUM		
110375D	<b>3/8<sup>th</sup> UNF</b>	<b>SINGLE</b>	CHROME / STAINLESS / BLACK (DOMED HEAD)		
110275D	<b>5/16<sup>th</sup> BSF</b>	<b>SINGLE</b>	CHROME / STAINLESS (DOMED HEAD)		
210100	<b>M10 x 1</b>	<b>DOUBLE</b>	CHROME / STAINLESS / BLACK / TITANIUM		
210125	<b>M10 x 1.25</b>	<b>DOUBLE</b>	CHROME / STAINLESS / BLACK / TITANIUM		
210375D	<b>3/8<sup>th</sup> UNF</b>	<b>DOUBLE</b>	CHROME / STAINLESS / BLACK (DOMED HEAD)		
210275D	<b>5/16<sup>th</sup> BSF</b>	<b>DOUBLE</b>	CHROME / STAINLESS (DOMED HEAD)		

Chrome domed head single slot for 6mm allen wrench


Titanium hex bolt with holes for lock wiring

Black domed head double slot for 6mm allen wrench


## COPPER WASHERS

C101-1	10mm COPPER WASHER	SINGLE	
C101-10	10mm COPPER WASHER	10 PACK	
C101-50	10mm COPPER WASHER	50 PACK	
C108	8mm COPPER WASHERS	SINGLE	



## 'P' CLIPS

CC2	P' CLIP FOR SECURING HOSE OR CABLE	
-----	---------------------------------------	---



## BLEED NIPPLES

SK207252	M6x1	ZINC/FULL	
SK207252DC	M6x1	CHROME	
SK207253	M7x1	ZINC/FULL	
SK207254	M8x1.25mm	ZINC/FULL	
SK072555	M10x1mm	STAINLESS	


## BLEED NIPPLE BANJO BOLTS

310100DC	M10x1	SINGLE	CHROME	 <p>10mm thread length</p>
310125DC	M10x1.25	SINGLE	CHROME	
310375DC	3/8 <sup>TH</sup> UNF	SINGLE	CHROME	
410100DC	M10x1	DOUBLE	CHROME	 <p>15mm thread length</p>
410125DC	M10x1.25	DOUBLE	CHROME	
410375DC	3/8 <sup>TH</sup> UNF	DOUBLE	CHROME	



SOCKET NUT & OLIVES (3/8<sup>th</sup> x 32 UNEF)

3/10000C	SOCKET NUT	CHROME	
3/10000S	SOCKET NUT	STAINLESS	
3/756	HOSE OLIVE	BRASS	



**CONNECTORS**

776/3	1/8 BSP "T" CONNECTOR CHROME (Combine with E321-3C)		776/BKT	"L" BRACKET FOR "T" CONNECTOR STAINLESS	
-------	---	---	---------	---	---

**BRAKE LIGHT SWITCHES**

710100-L	<b>M10 x 1</b>	SINGLE BANJO BOLT, WITH SWITCH	
710125-L	<b>M10 x 1.25</b>	SINGLE BANJO BOLT, WITH SWITCH	
710375-L	<b>3/8 UNF</b>	SINGLE BANJO BOLT, WITH SWITCH	
810100-L	<b>M10 x 1</b>	DOUBLE BANJO BOLT, WITH SWITCH	
810125-L	<b>M10 x 1.25</b>	DOUBLE BANJO BOLT, WITH SWITCH	

**POWERHOSE TOOLS**

VT62	<p><b>MANDREL FOR MAKING ENDS ON POWERHOSE</b> This handy tool is used to open up the braiding when making up DIY Powerhose and holding banjos when tightening up the socket nut.</p>	
WC6	<p><b>WIRE &amp; ROPE CUTTER</b> High carbon steel parrot nosed cutters are perfect for cutting cable wire, conduit and brake hose, neatly and quickly</p>	

**HYDRAULIC FLUID**

This is used in most 'standard' brake and clutch systems. Consult your Motorcycle Handbook for the correct fluid to use.

 <p><b>VBF5-500</b> Dot 5.1 HYDRAULIC FLUID, 500ml Non – Silicon base Required for high temperature applications. Typical dry boiling point 275 °C</p>	 <p><b>VBF 250</b> Dot 4 HYDRAULIC FLUID, 250ml Standard applications.</p>
--	---

**MINERAL OIL**

This is used on some Magura systems including the Hymec clutch conversion and some KTM clutch systems. If you are unsure as to which fluid you should use, consult your motorcycle handbook.

	<p>0721820 MAGURA MINERAL OIL, 'Blood' 100 ml</p>		<p>0688504 MAGURA MINERAL OIL, 'Blood' 1 Litre</p>
--	---	--	--

**SPIROWRAP - Covers and protects brake lines or electrical cables**

3SPB	3mm ID opening up to required diameter	BLACK	
3SPN	3mm ID opening up to required diameter	NEUTRAL	
3SPR	3mm ID opening up to required diameter	RED	

**PROTECTION**

VIN135FR	HEAT SHRINK TUBING - BLACK sold per meter   Will fit 13mm O.D. when not shrunk   Shrinks to approx. 9-8mm	
NRL50	Black Rigid Nylon Tube 8mm id x 10mmØ x 1M	
NRL50/WHITE	White Rigid Nylon Tube 8mm id x 10mmØ x 1M	
NRL50/BLUE	Blue Rigid Nylon Tube 8mm id x 10mmØ x 1M	
NRL50/GREEN	Green Rigid Nylon Tube 8mm id x 10mmØ x 1M	
NRL50/ORANGE	Orange Rigid Nylon Tube 8mm id x 10mmØ x 1M	
NRL50/RED	Red Rigid Nylon Tube 8mm id x 10mmØ x 1M	
NRL50/YELLOW	Yellow Rigid Nylon Tube 8mm id x 10mmØ x 1M	

**CABLE COAT**

<p>VWK010 - Covers and protects brake lines or electrical cables. 3M of expandable PET sleeving. Supplied with shrink sleeves to retain and finish ends neatly. Available in Black, Red, Neon Green, Blue, Yellow</p>	
---	--





## CABLE KITS


- ▶ Emergency roadside repair kits
- ▶ Clutch cable kits
- ▶ Single throttle cable kits
- ▶ Twin throttle cable kits
- ▶ Workshop cable kit boxes
- ▶ Standard black finish
- ▶ Coloured finish
- ▶ Stainless steel braided finish



Cable kits can be made in a range of colours. As well as the standard black (Subject to availability)

## BRAIDED KITS

Stainless steel braided conduit with clear PVC cover to protect paint work. All supplied fittings are chrome plated. Can also be used with some standard fittings. Kits are designed for Metric bikes M6 and M8 threads. Picture on right shows cables made up and available for Yamaha models.



### BRAIDED CLUTCH CABLE KIT

### BRAIDED THROTTLE CABLE KITS



#### U01- 1 - 200

Note: Yamaha fittings  
**2M** of inner and nylon lined S/S outer cable  
 Sufficient fittings to meet most needs.

Inner cable - **2mmø**  
 Outer conduit - **8mmø**

#### U01- 4 - 200 - open and close U01- 4 - 175 - single throttle

Note: Yamaha fittings  
**2M** of inner and nylon lined braided outer cable. Sufficient fittings to meet most needs.

Inner cable - **1.5mmø**  
 Outer conduit - **6mmø**



#### VWK019

### WORKSHOP BRAIDED CLUTCH CABLE KIT

#### VWK020

### WORKSHOP BRAIDED THROTTLE CABLE KIT



**10M** S/S braided conduit with PVC jacket  
**10M** of 2mmø galvanised wire  
 - Range of Nipples and high quality chrome fittings  
 - The fittings are based on Yamaha motorbikes

Inner cable - **2mmø**  
 Outer conduit - **8mmø**  
 Additional fittings, conduit and wire can be purchased separately as required. You will need a basic soldering kit to solder the required nipples in place

**10M** S/S braided conduit with PVC jacket  
**10M** of 1.5mmø galvanised wire  
 - Range of Nipples and high quality chrome fittings  
 - The fittings are based on Yamaha motorbikes  
 Inner cable - **1.5mmø**  
 Outer conduit - **6mmø**  
 Additional fittings, conduit and wire can be purchased separately as required. You will need a basic soldering kit to solder the required nipples in place



### VWK018 - WORKSHOP BRAIDED CLUTCH & THROTTLE CABLE KIT

- **20M** stainless steel braided conduit (Nylon lined with PVC jacket) (10M - 6mm, 10M - 8mm)
- **20M** Galvanised inner wire. (10M - 1.5mm, 10M - 2mm)
- Range of nipples and high quality chrome fittings are included.
- The fittings are based on Yamaha motorbikes
- Combines the clutch and throttle kits in a storage box.
- WC6 wire and rope cutter included



## STANDARD KITS

## VWK001 - ROADSIDE REPAIR KIT



Wire lengths **1.63M** Throttle and a clutch inner cable, together with a range of fittings. Solderless nipples which can be fitted with a screwdriver and special aluminum trumpet nipples. The shaft of the trumpet nipple can be crimped onto the wire with pliers. The kit is supplied with a robust nylon bag, ideal for stowing away on the bike until you need it.

## Components Included

Clutch	Throttle
P19/2 x 1.63M	R77/1 x 1.63M
1 x N8	2 x BNS575
1 x N10	1 x BNS6
1 x BN1013L	
1 x HK316	
1 x BNS8	
2 x TN124	

## U01-1-100 - UNIVERSAL CLUTCH CABLE




**1.35M** Standard black PTFE conduit  
**1.6M** Galvanised inner wire  
 Selection of fittings.  
 One end of the inner wire is fitted with a Barrel nipple (BN610). The other end will need to be cut to length and the required nipple soldered in place. Basic soldering kit is needed to solder the nipples in place.  
 U01-1-101 – Imperial thread adjusters:  
 5/16 UNF & 1/4 BSF

## Components Included

LB3TS 7mmø	1 x TN24
P19/2 2mmø	1 x A8125/42
1 x BN610	1 x LN8125
1 x F101	1 x M4002
1 x F103	1 x N8
1 x BN89L	1 x N10

## U01-4-100 - UNIVERSAL THROTTLE CABLE



**1.35M** Standard black PTFE conduit  
**1.6M** Galvanised inner wire  
 Selection of fittings.  
 One end of the inner wire is fitted with a carburetor nipple (EE7). The other end will need to be cut to length and the required nipple soldered in place. Basic soldering kit is needed to solder the nipples in place.  
 U01-4-100 – **6mm Outer**  
 U01-4-101 – **5mm Outer**

## Components Included

1.35M LB2TS 6mmø	1 x F82B
1.6M R77/1 1.5mmø	2 x F89
1x BN608	1 x F89B
1x BN575	1 x A61B
1 x BN610	1 x LN6100
1 x BN642	2 x M5931
1 x A6100/32/1	1 x BA5
1 x BN575/55	

## U01-4-125 - UNIVERSAL SPLITTER THROTTLE CABLE KIT



Universal throttle cable kit with Splitter / Junction Box. The kit comprises of one cable entering a junction box slider which is then connected to two separate cables. The cable kit supplied should be finished off as required. You will need to select the required fittings to finish the 3 ends of the cable. A variety of fittings are supplied to suit most applications. The standard conduit has a black PVC outer cover. Other junction boxes and cable components are available separately, see our cable components section.  
 1 into 3 J/boxes also available.

**33mm maximum stroke**

Single (top cable) Inner: **1.75M** Outer: **1.5M**

Twin (lower cables) Inner: **0.75M** Outer: **0.5M**

For a full list of components in this kit, please download the product PDF available for download on our website.

### U01-4-150 – LATE HONDA, SUZUKI, YAMAHA, KAWASAKI UNIVERSAL PUSH PULL THROTTLE CABLE KIT




Push/Pull universal throttle cable kit  
 - 2 x **1.35M** Black conduit + PTFE liner  
 - 2 x **1.6M** Galvanised inner wire  
 - Selection of common fittings  
 - Barrel nipples **6mm O.D. x 5mm** fitted one end of wires.  
 - Fittings can be adapted for a range of late models. A soldering kit is needed to solder the nipples in place.

#### Components Included

LB2TS 6mmø	2 x F89
R77/1 1.5mmø	2 x F82G
BN575/55	2 x FB22W
(soldered)	
2 x BNS575	2 x A6100/25
2 x BNS6	4 x LN6100
2 x BN608	1 x FB10125
2 x BN610	1 x FB8
4 x M5931	1 x FB13
2 x TW6	1 x FB14
1 x TB3A	1 x M6903
1 x TB3B	

### VWK002 - WORKSHOP CLUTCH CABLE KIT



**5M** of 7mm PTFE conduit, black PVC cover.  
**5m** of 2mmø galvanised inner strand wire.  
 Range of nipples and high quality fittings are included.  
 Fittings can be adapted for a range of uses. Additional fittings, conduit and wire can be purchased separately as required. You will need a basic soldering kit to solder the nipples in place.

#### Components Included

LB3TS 7mmø	10 x TN24
P19/2 2mmø	5 x BN610
5 x M4002	5 x F100
1x A61B	5 x F101
5 x BN89L	5 x F103

### VWK003 - WORKSHOP THROTTLE CABLE KIT



**5M** of 5mm PTFE conduit, black PVC cover  
**5m** of 1.5mmø galvanised inner wire rope.  
 Range of nipples and high quality fittings are included.  
 Fittings can be adapted for a range of uses. Additional fittings, conduit and wire can be purchased separately as required. You will need a basic soldering kit to solder the nipples in place.

#### Components Included

LB1TS 5mmø	20 x F1
R77/1 1.5mmø	10 x F2B
10 x M5931	1 x A675B
20 x EE7	2 x M6902
5 x BN575/55	

### U01-4-600A - 600A FAST ACTION THROTTLE & UNIVERSAL CABLE KIT



Supplied with 1.5mmø inner wire and **1.35M** of PVC covered conduit. The conduit is manufactured with low friction Teflon liner for smooth operation. One cable end is finished to suit the 600A throttle. The other end will need to be cut to length and the required nipple soldered in place.

#### Components Included

1 x 600A	1 x BN575/55
LB1TS 1.3m	1 x A6100/25
R77/1 1.3m	2 x LN6100
1 x BNS575	1 x A8125/25
3 x BN608	2 x LN8125
1 x M5931	1 x F2B
1 x F1	1 x F89B
1 x FB22W	1 x ATB675
1 x M6902B	

### U01-11-100 - UNIVERSAL EXUP CABLE REPAIR KIT



Repair kit for replacing EXUP / Powervalve cable inner wires using solderless nipples. Comes with 2 lengths of **1.3M** stainless steel inner wires with die cast BNS575 (5mm O.D. x 7.5mm) barrel nipples. Included in the bag are 2 BNS6 (6mm O.D. x 10mm) solderless barrel nipples with 2mm grub screws. Use the included 2mm Alan keys to tighten nipples in place. Fitting instructions included.

#### Components Included

2 x BN575 (cast)	R77/1SS 1.3m x2
2 x BNS6	2 x 2mm Allen keys

### U01-4-888 - UNIVERSAL 'FAST ACTION' T/GRIP CONVERSION

'Fast action' push / pull throttle complete with universal cables. The cables are supplied with a range of fittings enabling the cables to be cut to length and completed with required carb or injector end fittings. Throttle supplied with additional faster action rotor. Standard rotor pulls 36mm in 90°. Faster action rotor pulls 36mm in 80°. Cables can be ordered separately: U01-4-888/A

#### Components Included

888 x 1	F89 x 4
888/80 x 1	F89B x 2
LB2TS 1.3M x 2	F82 x 2
R77/1 2M x 2	FB22W x 2
BA6 x 2	FB10125 x 2
BN610 x 2	A6100/25 x 2
BN608 x 2	A6100/32 x 2
BN575 x 2	ACS825 x 2
BN575/55 x 2	LN6100 x 8
BNS575 x 2	LN8125 x 4
BNS6 x 2	M5931 x 4
PV101/2 60mm x 2	

Twist grip also available in  
3 coloured finishes



### VWK005 - WORKSHOP THROTTLE & CLUTCH CABLE KIT

Typical application: motorcycle clutch and throttle cables. **10M** PTFE lined conduit (with a black PVC cover); **10M** Galvanised inner wire. Range of nipples and high quality fittings included. Enough fittings in the kit to make at least 10 cables. Additional fittings, conduit and wire can be purchased separately as required. You will need to solder the nipples in place. Box dimensions H 300mm W 370mm D 267mm

#### Components Included

10M x LB1TS 5 mm Ø	40 x F1
10M x R77/1 1.5mm Ø	20 x F2
20 x M5931	3 x A675B
40 x EE7	4 x M6902
10 x BN575/55	
10M x LB3TS 7mm Ø	25 x TN24
10M x P19/2 2mm Ø	10 x BN610
10 x M4002	10 x F100
3 x A61B	10 x F101
10 x BN89L	10 x F103
3 x A 8125/42	25 x TN17
12 x LN8125	25 x TN24A
3 x A8125/25	25 x BA5
3 x A6100/32	10 x BN1010L
6 x LN6100	10 x BN1013L
1 x WC6	1 x FB10125
2 x FB22W	1 x FB8
1 x FB13	1 x FB14
1 x FB23	1 x FB26
1 x 3916.02.5776	1 x 3916.02.5777-00
1 x 2491.02.3795	



### VDEC - UNIVERSAL DECOMPRESSOR KIT



For two-stroke engines to fit 14mm spark plug thread. For use with short-reach cylinder heads.

Replacement cable only: V01-6-002

Includes BNS575 solderless nipple, 511.07 Aluminum lever for 22mm bars, DE5 valve assembly, 511.02.590 Adjuster (M5x0.8x20)

### U01-1-201 : HARLEY DAVIDSON UNIVERSAL CLUTCH CABLE KIT - BLACK

Cable kit is extra-long, 2080mm (82 inches) and comes in a black PVC coated longitudinal steel outer conduit (9.00mm O.D) and includes end fittings to match the clutch lever.

The end fittings provided include a loose stepped ferrule with a body O.D of 12.00mm and a nose O.D of 8.80mm and an attached threaded adjuster which is 5/16th UNF thread of 12.7mm (1/2 inch) in length.

The wire (2.50mm strand) has a fixed sleeve nipple on one end of 6.2mm (1/4 inch) O.D. and has a loose adjustable barrel nipple of 10.00mm O.D by 19.07mm (3/4 inch) to locate as necessary by securing with the 2.5mm hex grub screw.

This kit is also provided with a small tube of adhesive for bonding the conduit end fittings to the PVC coating.



### U01-1-202 : HARLEY DAVIDSON UNIVERSAL CLUTCH CABLE KIT - BRAIDED

Cable kit is extra-long, 2080mm (82 inches) and comes in clear PVC coated braided steel outer conduit (9.70mm O.D) and includes end fittings to match the clutch lever.

The end fittings provided include a loose stepped ferrule with a body O.D of 12.00mm and a nose O.D of 8.80mm and an attached threaded adjuster which is 5/16th UNF thread of 12.7mm (1/2 inch) in length.

The wire (2.50mm strand) has a fixed sleeve nipple on one end of 6.2mm (1/4 inch) O.D. and has a loose adjustable barrel nipple of 10.00mm O.D by 19.07mm (3/4 inch) to locate as necessary by securing with the 2.5mm hex grub screw.

This kit is also provided with a small tube of adhesive for bonding the conduit end fittings to the PVC coating.



### U01-4-402 : HARLEY DAVIDSON UNIVERSAL THROTTLE CABLE KIT BLACK, PUSH FITTINGS

Cable kit comes with push-fit end fittings for the throttle twistgrip housing, designed to suit a wide range of models. The black PVC coating protects the wound steel conduit which is extra-long, 1350mm (53 inches) of 6.00mm O.D and so allows for fittings to bikes with high handlebars.

The end fittings provided include an attached stepped ferrule with a body O.D of 8.00mm and a nose O.D of 5.50mm and a collection of loose push-fit ferrule bends which have a nose of either 6.30mm (1/4 inch) or 5.30mm and the range of angles to give you a choice of either 90° or 75° bends.

The wire (1.20mm rope) has a fixed ball nipple on one end of 4.30mm O.D. and has a loose adjustable barrel nipple of 6.00mm O.D by 10.00mm to locate as necessary by securing with the 1.5mm hex grub screw.

This kit is also provided with a small tube of adhesive for bonding the conduit end fittings to the PVC coating.



### U01-4-403 : HARLEY DAVIDSON UNIVERSAL THROTTLE CABLE KIT BLACK, THREADED FITTINGS

Cable kit comes with threaded end fittings for the throttle twistgrip housing, designed to suit a wide range of models. The black PVC coating protects the wound steel conduit which is extra-long, 1350mm (53 inches) of 6.00mm O.D and so allows for fittings to bikes with high handlebars.

The end fittings provided include an attached stepped ferrule with a body O.D of 8.00mm and a nose O.D of 5.50mm and a collection of loose threaded ferrule bends which have a threaded nose of either 1/4 inch x 20 UNC or 5/16 inch x 18 UNC and the range of angles to give you a choice of either 90° or 75° bends.

The wire (1.20mm rope) has a fixed ball nipple on one end of 4.30mm O.D. and has a loose adjustable barrel nipple of 6.00mm O.D by 10.00mm to locate as necessary by securing with the 1.5mm hex grub screw.

This kit is also provided with a small tube of adhesive for bonding the conduit end fittings to the PVC coating.



**U01-4-404 : HARLEY DAVIDSON  
UNIVERSAL THROTTLE CABLE KIT  
BRAIDED, PUSH FITTINGS**

Cable kit comes with push-fit end fittings for the throttle twistgrip housing, designed to suit a wide range of models. The clear PVC coating protects the braided stainless steel conduit which is extra-long, 1350mm (53 inches) of 7.00mm O.D and so allows for fittings to bikes with high handlebars. The end fittings provided include an attached stepped ferrule with a body O.D of 8.00mm and a nose O.D of 5.50mm and a collection of loose push-fit ferrule bends which have a nose of either 6.30mm (1/4 inch) or 5.30mm and the range of angles to give you a choice of either 90° or 75° bends. The wire (1.20mm rope) has a fixed ball nipple on one end of 4.30mm O.D. and has a loose adjustable barrel nipple of 6.00mm O.D by 10.00mm to locate as necessary by securing with the 1.5mm hex grub screw. This kit is also provided with a small tube of adhesive for bonding the conduit end fittings to the PVC coating.


**U01-4-405 : HARLEY DAVIDSON  
UNIVERSAL THROTTLE CABLE KIT  
BRAIDED, THREADED FITTINGS**

Cable kit comes with threaded end fittings for the throttle twistgrip housing, designed to suit a wide range of models. The clear PVC coating protects the braided stainless steel conduit which is extra-long, 1350mm (53 inches) of 7.00mm O.D and so allows for fittings to bikes with high handlebars. The end fittings provided include an attached stepped ferrule with a body O.D of 8.00mm and a nose O.D of 5.50mm and a collection of loose threaded ferrule bends which have a threaded nose of either 1/4 inch x 20 UNC or 5/16 inch x 18 UNC and the range of angles to give you a choice of either 90° or 75° bends. The wire (1.20mm rope) has a fixed ball nipple on one end of 4.30mm O.D. and has a loose adjustable barrel nipple of 6.00mm O.D by 10.00mm to locate as necessary by securing with the 1.5mm hex grub screw. This kit is also provided with a small tube of adhesive for bonding the conduit end fittings to the PVC coating.



Performance  
Safety  
Quality  
Style

**Venhill Engineering Ltd.** 21 Ranmore Road, Dorking, Surrey, RH4 1HE  
Tel: +44 (0) 1306 885111    [www.venhill.co.uk](http://www.venhill.co.uk)    Email: [info@venhill.co.uk](mailto:info@venhill.co.uk)  
Registered Office: 21 Ranmore Road, Dorking, Surrey RH4 1HE U.K. Reg No. 00992104

**Powerhose Plus    Cruz Tools    Magura    Featherlight**







## Cable Components

- ▶ Cable
- ▶ Adjusters
- ▶ Clevises
- ▶ Ferrules
- ▶ Junction Box
- ▶ Nipples
- ▶ Rubber Equipment
- ▶ Tubes / Sleeves
- ▶ Bushes
- ▶ Conduit Liner
- ▶ Flexible Drive Components
- ▶ Nuts
- ▶ Protection Equipment
- ▶ Springs



## COMPONENT GUIDE

CONDUIT	LINER	WIRE ROPE	WIRE STRAND	FERRULES
LB 1 NS	(Unlined)	R77/0 R77/1	P19/0 P19/1	F1, F2B
LB 2 NS	(Unlined)	R77/1 R77/2	P19/1 P19/2	F35, F89B, F89, F82G
LB 3 NS	(Unlined)	R77/2	P19/2 P19/2a P19/3	F100, F101, F103
LB 1 TS 5mm O.D.	PT101/1 (included)	R77/0SS R77/1SS	P19/0SS P19/1SS	F1, F2
LB 2 TS 6mm O.D.	PT 101/2 (included)	R77/1SS R77/2SS	P19/2SS	F89, F82, F89B, F201
LB 3 TS 7mm O.D.	PT 101/3 (included)	R77/2SS	P19/2SS P19/2A	F100 F101
T4 NS 9.4mmO.D.	NRL10 (included)	R77/3	P19/3 P19/4	FT4LN, FT4SN FT48N
LB2NS/B (braided)	(Included)	R77/0 R77/1 or SS	P19/0 P19/1 or SS	F35, F89B, F89, F82G
LB3NS/B (braided)	(Included)	R77/1 R77/2 or SS	P19/1 P19/2 or SS	F7C, F8C, F9GC

### INNER CABLE

- 7x7 wire rope for applications such as throttle cables (for its flexibility and performance)
- 19 strand cored wire for strength and minimum stretch applications such as brake or clutch cables.
- You may also choose between galvanised steel inner (as used in our universal kits for easy soldering) or stainless steel inner (for the 'Featherlight' specification).

**Please note:** If you intend to solder nipples onto a stainless steel inner you will need a special silver solder and flux. More information about soldering nipples can be found on our F.A.Q.s page on our website.

#### 7 x 7 STRAND WIRE ROPE ( sold per meter tolerances on $\varnothing$ are +/- 8% )

R77/0	Galvanised steel	(Superlight)	1.18mm $\varnothing$	<div style="text-align: center;"> <p>7 x 7 (6/1)</p>  </div>
R770SS	Stainless steel	(Featherlight)	1.18mm $\varnothing$	
R77/1	Galvanised steel	(Superlight)	1.50mm $\varnothing$	
R77/1SS	Stainless steel	(Featherlight)	1.50mm $\varnothing$	
R77/2	Galvanised steel	(Superlight)	2.00mm $\varnothing$	
R77/2SS	Stainless steel	(Featherlight)	2.00mm $\varnothing$	
R77/3	Galvanised steel	(Superlight)	2.50mm $\varnothing$	

#### 1 x 19 STRAND CORDED WIRE ( sold per meter tolerances on $\varnothing$ are +/- 8% )

P19/0	Galvanised steel	(Superlight)	1.18mm $\varnothing$	<div style="text-align: center;"> <p>1 x 19</p>  </div>
P19/0SS	Stainless steel	(Featherlight)	1.18mm $\varnothing$	
P19/1	Galvanised steel	(Superlight)	1.50mm $\varnothing$	
P19/1SS	Stainless steel	(Featherlight)	1.50mm $\varnothing$	
P19/2	Galvanised steel	(Superlight)	2.00mm $\varnothing$	
P19/2SS	Stainless steel	(Featherlight)	2.00mm $\varnothing$	
P19/2A	Galvanised steel	(Superlight)	2.25mm $\varnothing$	
P19/3	Galvanised steel	(Superlight)	2.50mm $\varnothing$	
P19/4	Galvanised steel	(Superlight)	3.00mm $\varnothing$	

NB. Nipples will need to be drilled to suit inner wire larger than 2.25mm.

#### OTHER AVAILABLE TYPES OF INNER

P1/148	Spring steel wire, single strand (Piano wire)	1.48mm $\varnothing$
P19/7	Stainless steel 7 x 19 (Industrial use only)	2.00mm $\varnothing$
130R34E	Speedo Shafting Right Hand	3mm $\varnothing$
150R34E	Speedo Shafting Right Hand	3.7mm $\varnothing$

## LINED OUTER CONDUIT

Our outer casing consists of a steel spiral casing with a commercial PVC sheath extruded over it. Designed to cope with the rigours of motorcycle use, it has flexibility and compression you would expect from the outer used in our ready-made cables.

The conduit is available either with an acetyl liner, allowing you to construct cables to our Superlight specification, or with a Teflon liner, as used in our Featherlight range of cables.

Outer Conduit Type ( sold per meter tolerances on $\varnothing$ are +/- 5% )	Part Details	
	Part ref.	I.D.mm x O.D. mm
<b>TEFLON LINED OUTER</b> Available in a wide range of colours (subject to availability)	LB1TS	1.90 x 5.0 incl liner
	LB2TS	2.40 x 6.0
	LB3TS	2.92 x 7.0
<b>NON-LINED OUTER</b> Available in a wide range of colours (subject to availability)	LB1NS	2.50 x 5.0
	LB2NS	3.10 x 6.0
	LB3NS	3.90 x 7.0
<b>HEAVY DUTY NYLON LINED OUTER</b> Twin wire casing (black only)	T4NS	3.10 x 9.4 incl liner
<b>SPEEDO / TACHO OUTER</b> Twin Wire Speedo Casing	170C3	3.4mm x 8mm

<b>WC6</b> Parrot nosed Wire cutters	<b>T.0462/P</b> In line stop switch less cap & cover	<b>M1012/2673</b> Neoprene cover/cap for micro switch set
		

## WORK SHOP KITS

Our workshop kits contain the more popular sized fittings from the hundreds of different nipples, ferrules and other cable components we stock. We recommend these kits are purchased as a base from which to build a more personal selection.

### NIPPLE KIT

Contains 18 of the most popular cable nipples in current use, made up of ball, barrel and trumpet nipples, all manufactured in brass, some with zinc plating

<u>Barrel Nipples</u>	<u>Carb nipples</u>
25 x BN56	50 x EE7
50 x BN575	
25 x BN5575	<u>Ball Nipples</u>
25 x BN575/55	50 x BA5
50 x BN6	
50 x BN608	
50 x BN610	<u>Trumpet nipples</u>
25 x BN642	25 x TN17
50 x BN89L	75 x TN24
25 x BN813L	50 x TN24A
25 x BN1010L	25 x TN6
25 x BN1012L	











### ADJUSTER & FERRULE KIT

This kit contains cable end ferrules as well as popular end adjusters. Components are manufactured from either brass or mild steel (zinc plated) and can be individually topped up at any time.
















<u>Ferrules</u>	<u>Adjusters</u>
50 x F1	10 x A8125/42
50 x F2	3 x ACS850
50 x F35	10 x A26B
25 x F82	5 x ACS825
25 x F89	5 x ACS836
25 x F89B	10 x A6100/32
10 x FR166	
25 x F100	<u>Lock Nuts</u>
25 x F101	46 x LN8125
10 x F102	20 x LN250B
25 x F103	20 x LN6100
10 x F115	



CABLE COMPONENTS		
Part No	Description	Images not to scale
<b>ADJUSTERS</b>		
A10125/22	HONDA T/GRIP ADJUSTER M10 x 1.25 x 22mm	
A10125/22/S	600A SLOTTED ADJUSTER & LOCKRING M10 x 1.25 x 22mm	
A26B	STEEL ADJ SCREW 1/4 BSF x 1 1/2" (26 TPI)	
A31/137C	ADJ SCREW 5/16 BSC x 1 5/16" (26 TPI)	
A31/137U	ADJ SCREW 5/16 UNF x 1 3/8" (24 TPI)	
A6075/15	STEEL ADJ SCREW M6 x 0.75 X 15mm	
A6075/17	STEEL ADJUSTER SCREW	
A6075/20	STEEL ADJ SCREW M6 x 0.75 X 20mm (MIKUNI CARB)	
A6075/40	ADJUSTER & ADJUSTER NUT - BLACK	
A6100/15	STEEL ADJ SCREW M6 x 1.0 x 15mm	
A6100/20	STEEL ADJ SCREW M6 x 1.0 x 20mm	
A6100/25	STEEL ADJ SCREW M6 x 1.0 x 25mm	
A6100/32/1	STEEL ADJ SCREW M6 x 1.0 X 32mm	
A675B	MIDWAY ADJUSTER, THREAD 20mm LONG Suited for LB1 conduit, use F2B ferrules for each end. Wire up to 2mm	
A61B	MIDWAY ADJUSTER. THREAD 32mm LONG Suited for LB2 conduit, use F89 stepped ferrule on the adjuster stem end, and F89B standard ferrule (7mm) on the other end. It can also be used with LB3 conduit using F101 stepped ferrules. Wire up to 2.5mm	
A7100/16	STEEL ADJUSTER SCREW-ZINC/CLEAR	
A7100/40	BRASS ADJ SCREW M7 x 1.0 x 40mm	
A7324	BRASS ADJ SCREW 7/32" – 40UN x 25mm (AMAL CARB)	
A8100/17	STEEL ADJ SCREW M8 x 1.0 x 17mm (supplied with L/nut)	
A8100/27	STEEL ADJ SCREW M8 x 1.0 x 27mm	
A8100/42	STEEL ADJ SCREW M8 x 1.0 x 42mm	
A8125/25	STEEL ADJ SCREW M8 x 1.25 x 25mm	
A8125/42	STEEL STEEL ADJ M8 x 1.25 x 42mm	
A812530/25	YAMAHA C/LEVER ADJ M8 x 1.25 x 25mm	
ACS750	STEEL ADJ SCREW M7 x 1.0 x 50mm CRIMP TYPE	

CABLE COMPONENTS		
Part No	Description	Images not to scale
ACS8-25, 36, 50mm	STEEL ADJ SCREW M8 x 1.25 x (length) CRIMP TYPE	
ACS840C	CHROME ADJUSTER ASSY – CRIMP TYPE M8 x 1.25mm x 50mm (includes 2 Chrome L/nuts)	
AS250B	STEEL ADJ STEM 1/4 BSF x 2 1/2"	
AS250U	STEEL ADJ STEM 1/4 UNF x 2 3/8"	
AS508/70	STEEL ADJ STEM M5 x 0.8 x 70mm	
AS610/133	STEEL ADJ STEM M6 x 1.0 x 133mm (OVERALL LENGTH)	
AS610/133/1	STEEL ADJ STEM – FOR LARGER WIRE (3mm)	
AS610/82	STEEL ADJ STEM 6 x 1 x 82mm	
AS610/82/1	STEEL ADJ STEM 6 x 1 x 82mm – FOR (3mm) WIRE	
ASB6	BRASS/NICKEL ADJ SLEEVE M6 x 0.75 x 24mm	
ASB61	BRASS/NICKEL ADJ SLEEVE M6 x 1.0	
ASB71	BRASS/NICKEL ADJ SLEEVE M7 x 1.0	
ASB81	BRASS/NICKEL ADJ SLEEVE M8 x 1.0	
ATB675	45 Deg STEEL TUBE M6 x 0.75 thread-worked	
BUSHES		
RB10M10	ALUM. BUSH 10x10	
RB10M12S	STEEL BUSH 10x10	
RB6M20	ALUM REDUCING BUSH 6mmØ 20mm NOSE	
RB7M20	ALUM REDUCING BUSH 7mmØ 20mm NOSE	
RB7M7C	FERRULE BUSH CHROME 7mmØ 7mm NOSE	
RB8M20	ALUM REDUCING BUSH 8mmØ 20mm NOSE	
RB8M6	ALUM REDUCING BUSH 8mmØ	
CLEVISES		
HK316	CLEVIS 6mm HOLE (1/4") x 1"	
HK26	CLEVIS PIN FOR HK316	
VSP002	SPLIT PIN 1/16" X 3/4" ZINC	

CABLE COMPONENTS		
Part No	Description	Images not to scale
HK315	CLEVIS 5mm (3/16") HOLE x 1"	
HK/SLM5F11	SAFETY FASTENER M5 FOR CLEVIS PIN	
HK/NBM5F1	CLEVIS PIN FOR HK315	
CONDUIT LINER		
PT101/1	TEFLON LINER 2.1mm $\varnothing$ x 1.8mm I/D FOR LB1NS	
PT101/2	TEFLON LINER 3.43mm $\varnothing$ x 2.67mm I/D FOR LB2NS	
PT101/3	TEFLON LINER 3.68mm $\varnothing$ x 2.92mm I/D FOR LB3NS	
FERRULES		
F1	CAP FERRULE LB1TS 5.5mm $\varnothing$ O.D. (0.2165")	
F2B	CAP FERRULE LB1TS 6.3mm $\varnothing$ (1/4")	
F35	CAP FERRULE LB2TS CONDUIT 6.35mm $\varnothing$	
F89B	CAP FERRULE LB2TS CONDUIT 7mm $\varnothing$	
F100	CAP FERRULE LB3TS CONDUIT 8mm $\varnothing$	
F82	STEPPED FERRULE LB2TS 5mm $\varnothing$ NOSE	
F82G	STEPPED FERRULE LB2TS 5mm $\varnothing$ NOSE / GROOVED	
F101	STEPPED FERRULE LB3TS 6.5mm $\varnothing$ NOSE	
F103	STEPPED FERRULE LB3TS 7mm $\varnothing$ NOSE	
F115	STEPPED FERRULE LB3TS 5mm $\varnothing$ NOSE	
F89	LONG NOSE STEPPED FERRULE LB2TS 6mm $\varnothing$ NOSE	
F160	LONG NOSE STEPPED FERRULE LB3TS 6mm $\varnothing$ NOSE	
F60MOD	LONG NOSE FERRULE FOR LB2TS 6mm $\varnothing$ NOSE	
FT48N	ALLOY STEPPED FERRULE 8mm $\varnothing$ (T4NS CONDUIT)	
FT4LN	ALLOY STEPPED FERRULE 6.5mm $\varnothing$ (T4NS CONDUIT)	
FT4SN	ALLOY SHORT NOSE FERRULE 6.5mm $\varnothing$ (T4NS CONDUIT)	
F102	ALLOY FERRULE LB3TS 11mm $\varnothing$	
F105A	ALLOY FERRULE LB3TS 12mm $\varnothing$	
F90	AMAL 'TOP HAT' 6.02mm O.D. NOSE 8.73mm shoulder dia, 6.55mm nose length, suitable for LB1TS conduit	

CABLE COMPONENTS		
Part No	Description	Images not to scale
F88G	GROOVED FERRULE 6.75mmØ LB1TS (Kawasaki)	
F9GC	STEPPED FERRULE CHROME	
F8C	FERRULE CHROME - 8mmØ NOSE	
F7C	FERRULE CHROME - 6.93mmØ NOSE, 8.55mm	
FR166H	ALLOY FERRULE (HONDA) ( <i>'O' ring part number 05353S-007</i> )	
FY014	ALLOY STEPPED FERRULE 7.5mm nose dia, 10mm NOSE	
FERRULE BENDS		
ATB675	STEEL ADJ TUBE ASSEMBLY M6 x 0.75 WITH 45DEG BEND	
FB10125	FERRULE BEND - HONDA, FINISHED IN BLACK	
FB10125/1	FERRULE BEND - HONDA - ZINC & CLEAR	
FB22W	FERRULE TUBE 45DEG BEND - NOSE 5.7mm O.D.	
FB1C	FERRULE BEND ASSY CHROME – M6 x 1mm 95deg	
FB2C	FERRULE BEND ASSY CHROME – M6 x 1mm 95deg	
FB3C	FERRULE BEND ASSY CHROME – YAMAHA THROTTLE	
FB4C	FERRULE BEND ASSY CHROME – YAMAHA THROTTLE	
FB5C	FERRULE BEND CHROME - YAMAHA CLUTCH	
FB6.50	FERRULE BEND - HUSQVARNA CLUTCH	
FB6C	FERRULE BEND CHROME - YAMAHA CLUTCH	







CABLE COMPONENTS		
Part No	Description	Images not to scale
FB7C	FERRULE BEND CHROME - YAMAHA CLUTCH	
FB8	FERRULE BEND WITH JOINT NUT - HONDA	
FB13	FERRULE BEND SUZUKI THROTTLE OPEN BLACK	
FB13C	FERRULE BEND SUZUKI THROTTLE OPEN CHROME	
FB14	FERRULE BEND - SUZUKI THROTTLE CLOSE	
FB14C	FERRULE BEND CHROME - SUZUKI THROTTLE	
FB15	FERRULE BEND NYLON WITH ADJUSTER	
FB16	FERRULE BEND - NYLON KAWASAKI	<div style="display: flex; flex-direction: column; align-items: center;"> <div style="margin-bottom: 5px;">Side</div>  <div style="margin-bottom: 5px;">Top</div>  </div>
FB17	FERRULE BEND - SUZUKI	
FB18	FERRULE BEND – YAMAHA 45 deg tube bend 8mm Nose Dia   Includes liner   R77/2, P19/2 wire   Crimp or glue direct to LB3TS	
FB19	LONG 70 DEG FERRULE BEND M8x1.25mm THREAD	
FB23	FERRULE BEND THROTTLE CLOSE (TRIUMPH) 85Deg ferrule bend with adjuster section 35mm long   L/nut for twistgrip housing is M10x1mm x 11mm   10.5mmO.D. flange x 3mm thick to fit into twistgrip   Interference fit to LB1TS (5mm) conduit with F2B ferrule   Suitable for wire up to 1.5mmO.D. (R77/1)	
FB24	FERRULE BEND THROTTLE M6x0.75 (TRIUMPH) 70Deg ferrule bend suitable for LB1TS (5mm) conduit   40mm x 70mm   Adjuster thread M6 x 0.75 x 30mm   Supplied with 2 x L/nuts   To suit wire up to 1.5mm O.D. (R77/1)	

CABLE COMPONENTS		
Part No	Description	Images not to scale
FB25	FERRULE BEND CLUTCH (HONDA) M8x1.25 45Deg ferrule bend   40mm x 50mm   M8x1.25mm x 25mm   12mmO.D. shoulder at base of adjuster thread   Suitable for wire up to 2mm   Crimp or glue to LB3TS (7mm conduit)	
FB26	FERRULE BEND OPEN THROTTLE (TRIUMPH) 85 Deg Ferrule   Includes tab mounting washer 13.62mm across center of holes   Hole for twistgrip mounting screw is 5.5mmO.D.   Adjuster and L/nut included. Suitable for crimping over 5mm conduit (LB1TS) with F1 ferrule first crimped or glued to conduit   Twistgrip end has a 9mmO.D. x 14mm nose	
FB27	FERRULE BEND OPEN THROTTLE – CHROME Chrome Bend with plastic M6 x 1mm adjuster with L/rng   16.5mm thread length   65 deg bend over 25mm radius   10mm shoulder ferrule dia   Nose to shoulder 20mm   Nose diameter 6mm O.D.   Length 70mm x Width 50mm	
FB8125	FERRULE BEND M8 x 1.25 - HONDA	
TGB1C	FERRULE BEND ASSY CHROME – YAMAHA THROTTLE	
TGB2C	FERRULE BEND ASSY CHROME – YAMAHA THROTTLE	
FLEXIBLE DRIVE COMPONENTS		
130R34E	SPEEDO SHAFTING 3mm R/H	
150R34E	SPEEDO SHAFTING 3.7mm R/H	
170C3	TWIN WIRE SPEEDO CASING .165 x.255	
RK2	SERIES E CIRCLIP FOR SE264 SPADE	
SE1230	FORKED SHAFT END 5.7 TO BE CRIMPED (FEMALE) 1.5mm SLOT	
SE264	SPADE END SQ FOR 150R34E	
SE36	SHAFT THRUST END 150R34E SPEEDO	
SE7915	DRIVE SOCKET FOR SUZUKI TO BE CRIMPED TO SHAFT (FEMALE) 1.5mm SLOT	
W23	FIBRE THRUST WASHER SPEEDOMETER	
UN13A	ALLOY UNION NUT M12 x 1.0 x (11mm LONG)	Used on Smiths Chronometric Clock
UN15	ALLOY UNION NUT HEX 1/2" x 26 TPI	
UN1610	MALE UNION NUT M16 x 1.0	
UN1815	ALLOY UNION NUT M18 x 1.5	
UN186	ALLOY UNION NUT M12 x 1.0 (15mm LONG)	Used on Veglia and Smiths Magnetic Clocks
UN2215	ALLOY UNION NUT M22 x 1.5	
UN383	ALLOY UNION NUT M16 x 1.0	
UN84	ALLOY UNION NUT HEX 1/2" (24mm LONG)	
JUNCTION BOXES		

CABLE COMPONENTS		
Part No	Description	Images not to scale
244	1:2 ROUND JUNCTION BOX, 33mm STROKE	
244/3	1:3 JUNCTION BOX, 42mm STROKE	
244/104	AMAL 1:2 JUNCTION BOX. 38mm STROKE	
244/2080	AMAL 1:3 JUNCTION BOX, 38mm STROKE	
NUTS		
FN6100	M6 X 1 HEX NYLOK NUT - STEEL-ZINC	
LN250B	LOCK NUT 1/4 BSF	
LN250BN	LOCK NUT 1/4BSF NYLOCK	
LN250U	LOCK NUT 1/4 UNF	
LN31B	LOCK NUT 5/16 BSF	
LN31U	LOCK NUT 5/16 UNF	
LN5080	LOCK NUT M5 x 0.8	
LN6075	LOCK NUT M6 x 0.75	
LN6100	LOCK NUT M6 x 1.0 STAINLESS	
LN7100	LOCK NUT M7 x 1.0 - STEEL-ZINC/CLEAR	
LN8100	LOCK NUT M8 x 1.0	
LN8125	LOCK NUT M8 x 1.25	
LR10125	LOCK RING M10 x 1.25 KNURLED	
UN12	RETAINING NUT M12 x 1 - YAMAHA	
UN121-25	SLEEVE NUT 12 x 1 x 25	
UN12W	THIS WASHER SUPPLIED AS PART OF UN12	
BALL NIPPLES		
BA11	BRASS BALL NIPPLE 11mmØ	
BA5	BRASS BALL NIPPLE 5mmØ	
BA6	BRASS BALL NIPPLE 6mmØ	
BARREL NIPPLES		
0412310	SLOTTED BARREL NIPPLE 8mm O.D x15mm For Magura Hymec Clutch slave cylinders	
BN1010L	BRASS BARREL NIPPLE 10mm x 10mm LOOSE	
BN1010S	BRASS BAR NIP 10mm x 10mm SLOTTED/LOOSE	

CABLE COMPONENTS		
Part No	Description	Images not to scale
BN1013L	BRASS BAR NIP 3/8"Ø x 1/2" LOOSE (10mm X 13mm)	
BN1015L	BRASS BAR NIP 10mmØ x 15mm LOOSE	
BN12/10/16	BRASS BAR NIP 12/10mm x 16mm LOOSE	
BN1212S	BRASS BAR NIP 12mmØ x 12mm SLOTTED/LOOSE	
BN35	BRASS BAR NIP 3mmØ x 5mm (1.7mm)	
BN49	BRASS BAR NIP 5/16" (24mm) x 5/16" (2mm bore)	
BN575	BRASS BAR NIP 5mmØ x 7.5mm (1.9mm)	
BN575A	BRASS BAR NIP 5.75mmØ x 5.5mm (1.4mm BORE)	
BN575/55	BRASS BAR NIP 6mmØ x 5mm (1.9mm BORE)	
BN575/55A	BRASS BAR NIP 6mmØ x 5mm (1.4mm BORE)	
BN6	BRASS BAR NIP 4.75mmØ (3/16") x 4.75mm (3/16") (1.9mm BORE)	
BN608	BRASS BAR NIP 6mmØ x 8mm (2.1mm BORE)	
BN610	BRASS BAR NIP 6mmØ x 10mm (2.1mm BORE)	
BN6175	BRASS BAR NIP 6mmØ x 17.5mm	
BN642	BRASS BAR NIP 6mmØ x 4.2mm (1.7mm BORE)	
BN813L	BRASS BAR NIP 8mmØ x 13mm LOOSE	
BN89L	BRASS BAR NIP 8mmØ x 9mm LOOSE	
DN44	BRASS DRUM NIPPLE 4mmØ x 4mm	
DN68A	BRASS DRUM NIPPLE 6mmØ x 8mm	
EE5	BRASS CARB NIP 3mmØ x 3.2mm (1.5mm ID)	
EE5A	BRASS CARB NIP 3mmØ x 2.5mm (1.4mm ID)	
EE7	BRASS CARB NIP 3mmØ x 3mm (1.9mm ID)	
EE7A	BRASS CARB NIP 3mmØ x 2.5mm (1.9mm ID)	
N10	NYLON NIPPLE SLEEVE 3/8Ø (10mm)	
N8	NYLON NIPPLE SLEEVE 8mmØ	
SN815	SLEEVE NIPPLE - SWAGED 8MM x 15MM Mild Steel   hole 2.75mm to fit up to 2mm wire	


CABLE COMPONENTS		
Part No	Description	Images not to scale
<b>SOLDERLESS NIPPLE</b>		
BNS575	SOLDERLESS BARREL NIP 5mm $\varnothing$ x 7.5MM Brass finish, Bore 2.2mm	
BNS6	SOLDERLESS BARREL NIP 6mm $\varnothing$ - ZINC/CLEAR	
BNS8	SOLDERLESS BARREL NIP 8mm $\varnothing$ - ZINC/CLEAR	
<b>TRUMPET NIPPLE</b>		
TN17	BRASS TRUMPET NIPPLE 8mmLOD / 4.5S $\varnothing$ 2.5 ID. 10.9mm LONG. FOR 2mm STRAND	
TN24	BRASS TRUMPET NIPPLE 6mmLOD / 3.5S $\varnothing$ 2.5 ID. 9.5 LONG. FOR 2mm STRAND	
TN24A	BRASS TRUMPET NIPPLE 6mmLOD / 3.5 $\varnothing$ 2.5 ID. 5mm LONG. FOR 2mm STRAND	
TN6	BRASS TRUMPET NIPPLE 5mmLOD / 3.5 $\varnothing$ 2.5 ID. 9.5mm LONG. FOR 2mm STRAND	
TN124	TRUMPET NIPPLE 3.5mm-6.3mm O.D x 12.8 $\varnothing$ Aluminium finish, Bore 2.15mm, Can Be Crimped	
TN174	BRASS TRUMPET NIPPLE 7.9mmLOD / 3.5 $\varnothing$ 2.5 ID. 10.5mm LONG. FOR 2mm STRAND	
<b>PROTECTION TUBING</b>		
NRL10	SEMI RIGID LIGHT WALL NYLON .137 x .187	
NRL50	RIGID NYLON TUBE 8mmI/D x 10mm O/D x 1mt	
VIN135FR-L	VINLOC PVC SHRINK TUBING (PER METRE)	
<b>RUBBER EQUIPMENT</b>		
M1001	NEOPRENE ADJ CAP M8 x 1.25mm INTERNAL	
M1002	NEOPRENE ADJ CAP M6 x 1mm INTERNAL	
M2893B	NEOPRENE ADJ SLEEVE BOOT 8mm I.D.	
M3309	RUBBER BOOT FOR HOSE USE	
M4002	NEOPRENE ADJUSTER BOOT UNIVERSAL	
M4949	CONVOLUTED NEOPRENE BOOT 11mm I.D. x 135mm (41mm CONVOLUTED SECTION)	
M5931	NEOPRENE ADJ BOOT 7ID	
M5933	CONVOLUTED NEOPRENE BOOT 12mm I.D. END 1 5mm ID END 23mm CONVOLUTED SECTION	

CABLE COMPONENTS		
Part No	Description	Images not to scale
M6902A	NEOPRENE TAPERED BOOT I/D 10 & 4.5mm (CABLES)	
M6902B	NEOPRENE TAPERED BOOT I/D 10 & 6mm (HOSES)	
M6916	NEOPRENE ADJ BOOT 12 I.D.	
VEN207	RUBBER BOOT CLUTCH CABLE (Domino)	
SPRINGS		
EN102372	EN102372 PROTECTION SPRING	
EN102373	EN102373 T/PROTECTION SPRING	
VE82326	E82326 SLEEVE SPRING SPEEDO.	
VE82326	SLEEVE SPRING SPEEDO.9 I.D. x 18	
TUBE / SLEEVES		
SN612	MILD STEEL SLEEVE NIPPLE 6mmØ x 12mm	

## Handlebar Controls



- ▶ Fast action Twist grips
- ▶ Rubber grips
- ▶ Clutch Levers
- ▶ Hydraulic Controls
- ▶ Switch gear assemblies



## CONTROLS

### 600A – VENHILL FAST ACTION TWISTGRIP

Improved Venhill dual rate twist grip. The 600A features a new CNC Machined body; with an improved aluminum diverter roller and rotor for positive location and feel. Fast and Medium action settings. You can easily change the cable without having to remove the twist grip from the bar. You can also change settings by simply hooking up the cable to the alternative position on the rotor. Ideal if you want to change from Race to Enduro or between Track and Road use. Can be used for sports bikes, dirt bikes, speedway and quads. **The 600A is a straight swap from the 500A. No cable modification required.**



### T80/200 - AMAL TRIALS SINGLE THROTTLE TWIST GRIP

Designed specifically for trials machines. Nylon rotor and idler pulley with excellent self-lubricating qualities transmit a super-smooth, positive response throughout the throttle range. Made from precision die cast aluminum; body finished in matt black coating.

Quickly detachable cover for ease of inspection and rapid cable change.



### 444 - VENHILL PUSH / PULL 90° TWIST GRIP

Push and Pull twist grip with lightweight die cast alloy body, complete with rotor 37mm in diameter and cable boot. Suitable as a replacement for standard throttle body on most bikes.

Total stroke 75mm at a rotation of 190 degrees. Fits standard 22mm bars.



### 888 - VENHILL FAST ACTION PUSH / PULL TWISTGRIP

Fast action Push / Pull throttle. Supplied with two rotors. Standard rotor pulls 36mm in 90° (this is typically 25% faster than 'standard' throttles). Faster rotor pulls 36mm in 80° (this is typically 45% faster than 'standard' throttles). Black aluminum body. Inter-changeable rotors on nylon throttle tubes. Fits 22mm Handlebars.

Cables will need to be changed to suit the 888 twist grip. For applications, see Road Twistgrip Conversions category on our website or Road Bike cables in the application guide.



For demonstration videos displaying these products please visit [www.venhill.co.uk](http://www.venhill.co.uk)




**HANDLEBAR GRIPS**

1616 ARIETE TOURING SPONGE GRIP WITH OPEN END



1651/SS ARIETE TRIALS GRIPS WITH GROOVES



HEAVY DUTY CUSHION GRIP



TWG-1001 –  
25mm I/D

TWG-1002 –  
22mm I/D

ARIETE COLOURED OFF ROAD GRIP

- 1697-R RED
- 1697-AR ORANGE
- 1697-A BLUE
- 1697-V GREEN
- 1697-G YELLOW



TWG-FG21 FOAM GRIP-BLACK - 19mm I/D



TWG-5G2/305MM FOAM GRIP – BLACK - 22mm



305mm long  
Wall thickness 5.5mm

**CONTROL LEVERS**

**941 – CLUTCH LEVER, EASY ADJUSTER**

With large wheel adjuster for easy clutch bite adaptation (even with your gloves on!) Great for speedway racers; Classic style forged dog leg lever with reach adjustment. Venhill logo on dust cover; CNC machined aluminium black perch; 160mm lever blade, 8mmØ x 10mm inner cable nipple. Adjuster takes ferrules up to 8mmØ



**940 – CLUTCH LEVER, STANDARD ADJUSTER**

Classic style forged dog leg lever; Reach adjustment for lever; Venhill logo on standard dust cover; CNC machined aluminium black perch; 160mm lever blade, takes up to 8mmØ x 10mm inner cable nipple. Standard adjuster has a 6.5mmØ hole for outer cable. Second supplied adjuster has an 8.1mmØ hole for larger outer cables. Suitable for 7/8" (22mm) and 1" (25mm) bars

Image shows lever including Magura dust cover. (sold separately 493510)



## HYDRAULIC CONTROLS

### FRANDO BRAKE AND CLUTCH MASTER CYLINDER

Founded in the 1990's, FRANDO manufacture a range of specialist braking components, including discs, callipers and master cylinders. Riders wishing to replace a cable operated clutch with a hydraulic system can buy a FRANDO 14mm slave cylinder and we can supply the necessary hoses for the clutch conversions. All FRANDO cylinders operate on **DOT 4 or 5.1 fluid**.

#### Master Cylinder

Forged aluminium alloy, with a black body colour and black lever with reach adjustment. Kit includes an interlock (safety) switch banjo bolt (M10 x 1.25mm); reservoir pot with clamp, and mirror mounting bracket. Can be used with clutch slave cylinder for conversion from cable operation. Includes 2 year manufacturer's warranty

- Brake Master Cylinder (19mm Piston) **7NB-1-19**
- Brake Master Cylinder (17mm Piston) **7NB-1-17**
- Brake Master Cylinder (15mm Piston) **7NB-1-15**
- Clutch Master Cylinder (17mm Piston) **7NB-3-17**



#### Clutch Slave Cylinder - 11NB-3-14

Converts cable operation to hydraulic. 13mm piston stroke. Can be used with the clutch master cylinder. Includes bleed nipple bolt (M10x1.25mm) and sealing washers for M10 banjo fitting. Slave cylinder rod has adjustable range (70mm-98mm Clearance). For more detailed measurements check the product description on the Venhill website.



#### Spare Parts

**7NB-1-RH - Spare Right hand lever (brake)**  
**7NB-3-LH - Spare Left hand lever (clutch)**  
**7NBxx - 14, 15, 17 & 19mm Piston Repair kits**



## SWITCHES

### VEN205 HANDLEBAR SWITCH ASSEMBLY - LEFT HAND

22mm Bars | Main beam switch toggle | Indicator switch left right (center position switches off) | Horn switch spring type | Rubber mounts | Wires are prepared with 3.2mm bullet plugs (crimp type) | Wiring loom will require modification to fit this part. Venhill recommend having a qualified mechanic carry out this work.



### VEN206 HANDLEBAR SWITCH ASSEMBLY - RIGHT HAND

22mm Bars | Kill toggle switch | On Off toggle switch | Electronic start spring button | Wires are prepared with 3.2mm bullet plugs (crimp type) | Wiring loom will require modification to fit this part. Venhill recommend having a qualified mechanic carry out this work.



Performance  
Safety  
Quality  
Style

**Venhill Engineering Ltd.** 21 Ranmore Road, Dorking, Surrey, RH4 1HE  
Tel: +44 (0) 1306 885111    [www.venhill.co.uk](http://www.venhill.co.uk)    Email: [info@venhill.co.uk](mailto:info@venhill.co.uk)  
Registered Office: 21 Ranmore Road, Dorking, Surrey RH4 1HE U.K. Reg No. 00992104  
**Powerhose Plus    Cruz Tools    Magura    Featherlight**

